



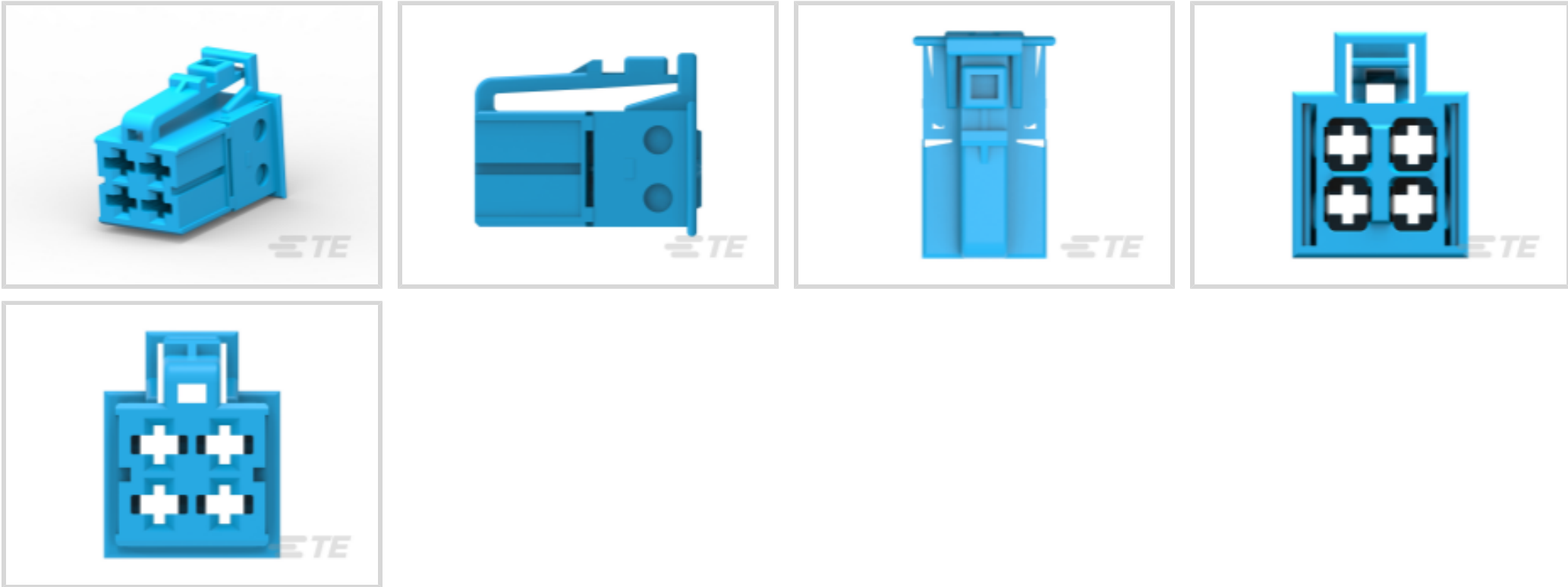
AMP MCP | AMP MCP 2.8

TE Internal #: 9-1355493-3

Housing for Female Terminals, Wire-to-Wire, 4 Position, 5 mm [.197 in] Centerline, Blue, Wire & Cable, Power, Cable Mount (Free-Hanging), AMP MCP 2.8

[View on TE.com >](#)

Connectors > Automotive Connectors > Automotive Housings > AMP Unsealed Connector Housing



Connector System: **Wire-to-Wire**
Number of Positions: **4**
Connector & Housing Type: **Housing for Female Terminals**
Centerline (Pitch): **5 mm [.197 in]**
Sealable: **No**

[All AMP Unsealed Connector Housing \(176\)](#)

Features

Product Type Features

Mixed & Hybrid Connector	No
Connector Shape	Rectangular
Connector System	Wire-to-Wire
Connector & Housing Type	Housing for Female Terminals
Sealable	No
Connector & Contact Terminates To	Wire & Cable
Primary Locking Feature	On the Terminal

Configuration Features

Blank Cavity Position	0
Number of Positions	4
Number of Rows	2

Electrical Characteristics

--	--



Operating Voltage	12 VAC
Nominal Voltage Architecture	12 V

Body Features

Primary Product Color	Blue
Connector & Keying Code	Z

Contact Features

Contact Size	2.8mm
Contact Type	Receptacle
Mating Tab Width	2.8 mm[.11 in]
Contact Current Rating (Max)	35 A

Mechanical Attachment

Terminal Position Assurance	No
Mating Alignment Type	Keyed
Mating Alignment	With
Connector Mounting Type	Cable Mount (Free-Hanging)

Housing Features

Housing Material	PBT GF
Centerline (Pitch)	5 mm[.197 in]

Dimensions

Connector Height	23 mm[.91 in]
Product Width	15 mm[.591 in]
Product Length	13 mm[.512 in]
Row-to-Row Spacing	5.5 mm[.217 in]

Usage Conditions

Operating Temperature (Max)	65 °C, 70 °C, 75 °C, 80 °C, 85 °C, 90 °C, 100 °C, 105 °C, 110 °C, 120 °C[149 °F][158 °F][167 °F][176 °F][185 °F][194 °F][212 °F][221 °F][230 °F][248 °F]
Operating Temperature Range	-40 – 120 °C[-22 – 248 °F]

Operation/Application

Circuit Application	Power
---------------------	-------

Industry Standards

Compatible With Agency/Standards Products	LV214
---	-------



Packaging Features

Packaging Method	Loose Piece
------------------	-------------

Other

Connector Position Assurance Capable	No
--------------------------------------	----

Product Compliance

For compliance documentation, visit the product page on TE.com>

EU RoHS Directive 2011/65/EU	Compliant
EU ELV Directive 2000/53/EC	Compliant
China RoHS 2 Directive MIIT Order No 32, 2016	No Restricted Materials Above Threshold
EU REACH Regulation (EC) No. 1907/2006	Current ECHA Candidate List: JUNE 2024 (241) Candidate List Declared Against: JUNE 2024 (241) Does not contain REACH SVHC
Halogen Content	BFR/CFR/PVC Free, but Br/Cl >900 ppm in other sources.
Solder Process Capability	Not reviewed for solder process capability

Product Compliance Disclaimer

This information is provided based on reasonable inquiry of our suppliers and represents our current actual knowledge based on the information they provided. This information is subject to change. The part numbers that TE has identified as EU RoHS compliant have a maximum concentration of 0.1% by weight in homogenous materials for lead, hexavalent chromium, mercury, PBB, PBDE, DBP, BBP, DEHP, DIBP, and 0.01% for cadmium, or qualify for an exemption to these limits as defined in the Annexes of Directive 2011/65/EU (RoHS2). Finished electrical and electronic equipment products will be CE marked as required by Directive 2011/65/EU. Components may not be CE marked. Additionally, the part numbers that TE has identified as EU ELV compliant have a maximum concentration of 0.1% by weight in homogenous materials for lead, hexavalent chromium, and mercury, and 0.01% for cadmium, or qualify for an exemption to these limits as defined in the Annexes of Directive 2000/53/EC (ELV). Regarding the REACH Regulation, the information TE provides on SVHC in articles for this part number is based on the latest European Chemicals Agency (ECHA) ‘Guidance on requirements for substances in articles’ posted at this URL: <https://echa.europa.eu/guidance-documents/guidance-on-reach>

Compatible Parts



TE Part # CAT-T4827-T273
TIMER, RECEPTACLE AND TAB




TE Part # CAT-AM705-T273
AMP MCP, RECEPTACLE AND TAB



Also in the Series | AMP MCP 2.8



Automotive Connector Caps & Covers (1)



Automotive Connector Locks & Position Assurance (5)



Automotive Housings (162)



Automotive Terminals (53)



Connector Seals & Cavity Plugs (3)




Insertion & Extraction Tools (6)



Module Components (1)



Other Automotive Connector Accessories (1)



PCB Headers & Receptacles (1)

Customers Also Bought



TE Part #1924782-3
GET FEM TERM 1.2MM, TS, AG 1MMSQ



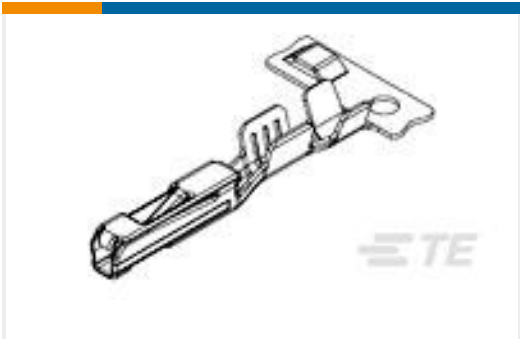
TE Part #2035363-5
1X6 GENERATION Y ASSY KEY D



TE Part #1924639-2
1X8 FEMALE ASSY KEY D, LP LATC



TE Part #638551-1
CONTACT,FEMALE,0.64MM,SN,18-20



TE Part #1326028-2
0.64MM FEMALE CONTACT,AU, 22AWG



TE Part #2177231-1
3POS,MQS,SOCK HSG,BK



TE Part #2377194-1
CVTY PLUG,0.64 GENER. Y,CVTY DIA, MAT-SL



TE Part #2378043-1
CVTY PLUG,2.8 APEX FCI,CVTY DIA, MAT-SL



Documents

Product Drawings

CAD Files

3D PDF

3D

Customer View Model

ENG_CVM_CVM_9-1355493-3_D_c-9-1355493-3-d.2d_dxf.zip

English

Customer View Model

ENG_CVM_CVM_9-1355493-3_D_c-9-1355493-3-d.3d_igs.zip

English

Customer View Model

ENG_CVM_CVM_9-1355493-3_D_c-9-1355493-3-d.3d_stp.zip

English

By downloading the CAD file I accept and agree to the [Terms and Conditions](#) of use.

Product Specifications

Product Specification

German