

Please be informed that the data shown in this PDF document is generated from our online catalog. Please find the complete data in the user documentation. Our general terms of use for downloads are valid.



Feed-through header, nominal cross section: 35 mm<sup>2</sup>, color: green, nominal current: 125 A, rated voltage (III/2): 1000 V, contact surface: Ag, contact connection type: Socket, number of potentials: 2, number of rows: 1, number of positions: 2, number of connections: 2, product range: DFK-IPCV 35 HC/..-GF, pitch: 15 mm, mounting: Wave soldering, pin layout: Linear pinning, solder pin [P]: 4.6 mm, number of solder pins per potential: 3, plug-in system: COMBICON PC 35, Pin connector pattern alignment: Standard, locking: Screw locking mechanism, mounting: Threaded flange, type of packaging: packed in cardboard

Your advantages

- Well-known mounting principle allows worldwide use
- Double flange for space-optimized screw connection on the housing panel and with the connector
- Inverted header with socket contacts for touch-proof device outputs or PCB/PCB connections
- Integrated double steel spring provides additional safety in the event of temperature and power fluctuations

Commercial data

Item number	1793600
Packing unit	25 pc
Minimum order quantity	50 pc
Note	Made to order (non-returnable)
Sales key	AA05
Product key	AAEWCA
Catalog page	Page 593 (C-1-2013)
GTIN	4046356620932
Weight per piece (including packing)	74.98 g
Weight per piece (excluding packing)	70.297 g
Customs tariff number	85366930
Country of origin	PL

# DFK-IPCV 35 HC/ 2-GF-15,00 - Feed-through header



1793600

<https://www.phoenixcontact.com/us/products/1793600>

## Technical data

### Product properties

Product type	Feed-through header
Product family	DFK-IPCV 35 HC/...GF
Product line	COMBICON Connectors XL
Type	Feed-through header
Number of positions	2
Pitch	15 mm
Number of connections	2
Number of rows	1
Number of potentials	2
Mounting flange	Threaded flange
Pin layout	Linear pinning
Solder pins per potential	3

### Data management status

Article revision	01
------------------	----

### Electrical properties

Nominal current $I_N$	125 A
Nominal voltage $U_N$	1000 V
Rated voltage (III/3)	1000 V
Rated surge voltage (III/3)	8 kV
Rated voltage (III/2)	1000 V
Rated surge voltage (III/2)	8 kV
Rated voltage (II/2)	1000 V
Rated surge voltage (II/2)	6 kV

### Mounting

Mounting type	Wave soldering
Pin layout	Linear pinning

### Flange

Tightening torque	0.8 Nm
-------------------	--------

### Attachment to feed-through panel

Tightening torque	1 Nm
Screw	1700368 DFK-PC 35 SS

### Attachment on the PCB

Tightening torque	1 Nm
Screw	1700368 DFK-PC 35 SS

## Material specifications

# DFK-IPCV 35 HC/ 2-GF-15,00 - Feed-through header



1793600

<https://www.phoenixcontact.com/us/products/1793600>

## Material data - contact

Note	WEEE/RoHS-compliant, free of whiskers according to IEC 60068-2-82/JEDEC JESD 201
Contact material	Cu alloy
Metal surface contact area (top layer)	Silver (4 - 8 µm Ag)

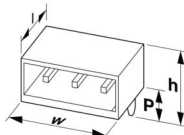
## Material data - housing

Color (Housing)	green (6021)
Insulating material	PBT
Insulating material group	IIIa
CTI according to IEC 60112	225
Flammability rating according to UL 94	V0

## Notes

Notes on operation	In accordance with IEC 61984, COMBICON connectors have no switching power (COC). During designated use, they must not be plugged in or disconnected when carrying voltage or under load.
--------------------	--

## Dimensions

Dimensional drawing	
Pitch	15 mm
Width [w]	54.4 mm
Height [h]	49.5 mm
Length [l]	31.7 mm
Installed height	44.9 mm
Solder pin length [P]	4.6 mm
Pin dimensions	2.4 x 2.5 mm

## PCB design

Hole diameter	3.6 mm
---------------	--------

## Electrical tests

### Air clearances and creepage distances |

Specification	IEC 60664-1:2007-04
Insulating material group	IIIa
Comparative tracking index (IEC 60112)	CTI 225
Rated insulation voltage (III/3)	1000 V
Rated surge voltage (III/3)	8 kV
minimum clearance value - non-homogenous field (III/3)	8 mm
minimum creepage distance (III/3)	16 mm

# DFK-IPCV 35 HC/ 2-GF-15,00 - Feed-through header



1793600

<https://www.phoenixcontact.com/us/products/1793600>

Rated insulation voltage (III/2)	1000 V
Rated surge voltage (III/2)	8 kV
minimum clearance value - non-homogenous field (III/2)	8 mm
minimum creepage distance (III/2)	10 mm
Rated insulation voltage (II/2)	1000 V
Rated surge voltage (II/2)	6 kV
minimum clearance value - non-homogenous field (II/2)	5.5 mm
minimum creepage distance (II/2)	10 mm

## Environmental and real-life conditions

### Ambient conditions

Ambient temperature (operation)	-40 °C ... 100 °C (dependent on the derating curve)
Ambient temperature (storage/transport)	-40 °C ... 70 °C
Relative humidity (storage/transport)	30 % ... 70 %
Ambient temperature (assembly)	-5 °C ... 100 °C

## Packaging specifications

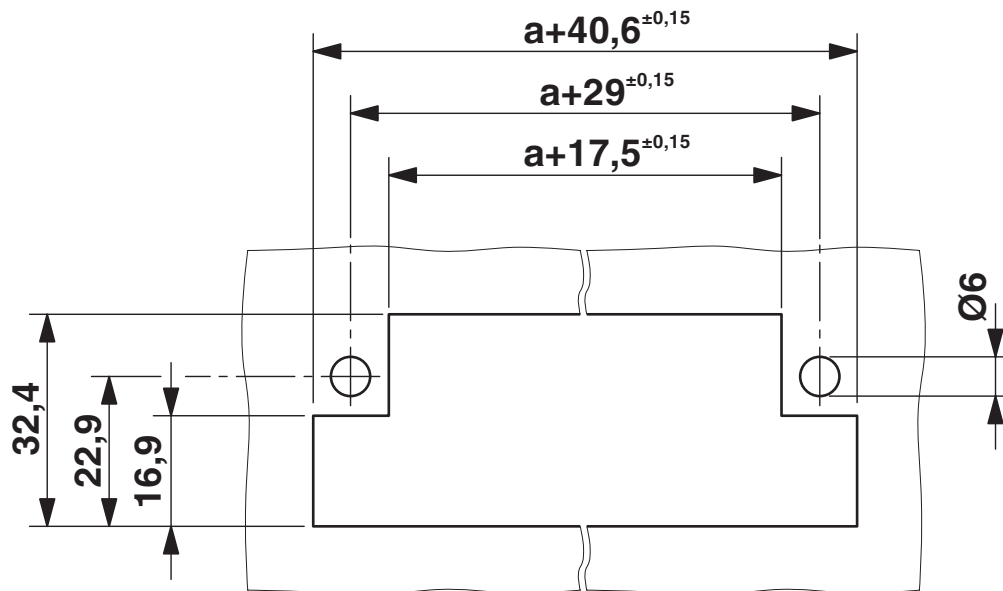
Type of packaging	packed in cardboard
-------------------	---------------------

## Packaging specifications

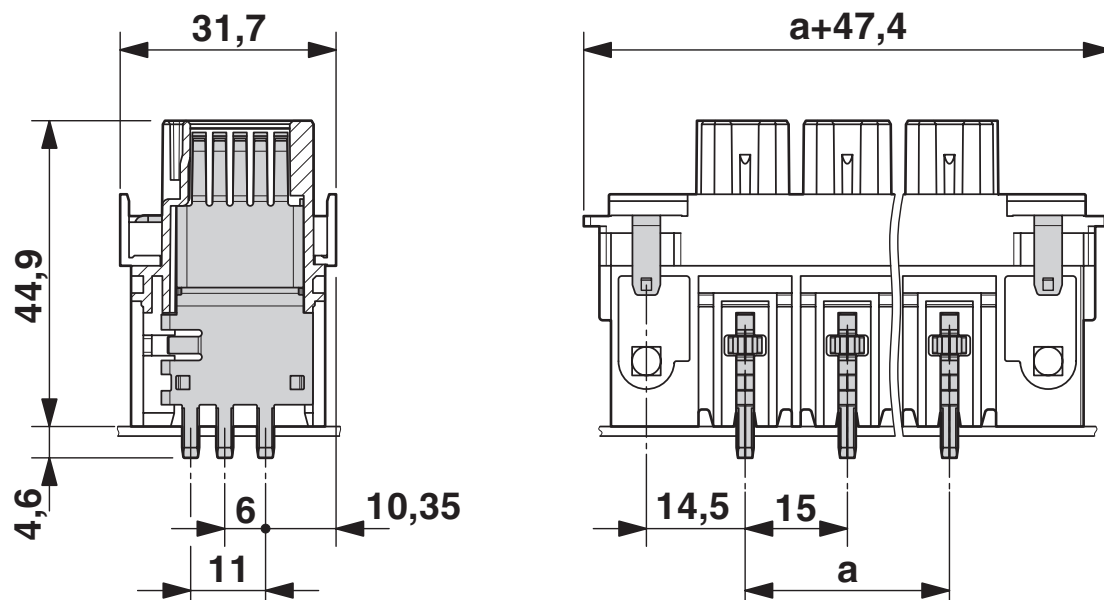
Type of packaging	packed in cardboard
-------------------	---------------------

## Drawings

Dimensional drawing





Dimensional drawing



Approvals

To download certificates, visit the product detail page: <https://www.phoenixcontact.com/us/products/1793600>

<div> <b>UL Recognized</b> Approval ID: E60425-20101007</div>				
	Nominal voltage $U_N$	Nominal current $I_N$	Cross section AWG	Cross section $\text{mm}^2$
Use group B				
	600 V	115 A	-	-
Use group C				
	600 V	115 A	-	-

<div> <b>VDE Gutachten mit Fertigungsüberwachung</b> Approval ID: 40039053</div>				
	Nominal voltage $U_N$	Nominal current $I_N$	Cross section AWG	Cross section $\text{mm}^2$
	1000 V	125 A	-	-

1793600

<https://www.phoenixcontact.com/us/products/1793600>

Classifications

ECLASS

ECLASS-11.0	27460201
ECLASS-12.0	27460201
ECLASS-13.0	27460201

ETIM

ETIM 9.0	EC002637
----------	----------

UNSPSC

UNSPSC 21.0	39121400
-------------	----------

Environmental product compliance

EU RoHS	
Fulfills EU RoHS substance requirements	Yes, No exemptions
China RoHS	
Environment friendly use period (EFUP)	EFUP-E
	No hazardous substances above the limits
EU REACH SVHC	
REACH candidate substance (CAS No.)	No substance above 0.1 wt%