


FLKM 50 - Termination board

2281089

<https://www.phoenixcontact.com/us/products/2281089>



Please be informed that the data shown in this PDF document is generated from our online catalog. Please find the complete data in the user documentation. Our general terms of use for downloads are valid.



VARIOFACE module, with screw connection and flat-ribbon cable connector, for mounting on NS 32 oder NS 35/7.5, with male connector and short and long locking latches for female connectors, number of positions 50, (1-1 connection)

Commercial data

Item number	2281089
Packing unit	5 pc
Minimum order quantity	1 pc
Sales key	C422
Product key	CK2181
Catalog page	Page 242 (IF-2007)
GTIN	4017918054533
Weight per piece (including packing)	242.03 g
Weight per piece (excluding packing)	223.664 g
Customs tariff number	85369010
Country of origin	DE

FLKM 50 - Termination board

2281089

<https://www.phoenixcontact.com/us/products/2281089>



Technical data

Product properties

Product type	Interface module
Product family	VARIOFACE
Number of positions	50
No. of channels	16

Data management status

Article revision	13
------------------	----

Insulation characteristics: Air clearances and creepage distances

Insulation	Functional insulation
Overvoltage category	II
Pollution degree	2

Electrical properties

Operating voltage (AC)	≤ 30 V AC
Operating voltage (DC)	≤ 60 V DC
Current (per branch)	≤ 1 A

Air clearances and creepage distances

Rated insulation voltage	63 V
Rated surge voltage	0.6 kV (1.2/50 µs)

Supported controller SIEMENS S7-400

Suitable I/O card	6ES7431-0HH0-0AB0
	6ES7431-1KF00-0AB0
	6ES7431-1KF10-0AB0
	6ES7431-1KF20-0AB0
	6ES7431-7KF00-0AB0
	6ES7431-7KF10-0AB0
	6ES7431-7QH00-0AB0
	6ES7432-1HF00-0AB0

Connection data

Connection 1 (control level)

Connection in acc. with standard	IEC 60603-13
Connection method	IDC/FLK pin strip
Number of connections	1
Number of positions	50
Insertion/withdrawal cycles	> 50
Pitch	2.54 mm

Connection 2 (field level)

FLKM 50 - Termination board

2281089

<https://www.phoenixcontact.com/us/products/2281089>



Connection method	Screw connection
Stripping length	7 mm
Screw thread	M3
Number of positions	50
Conductor cross section rigid	0.2 mm² ... 4 mm²
Conductor cross-section rigid (2 conductors with same cross section)	0.2 mm² ... 1.5 mm²
Conductor cross section flexible	0.2 mm² ... 2.5 mm²
	0.25 mm² ... 1.5 mm² (Ferrule without plastic sleeve)
	0.25 mm² ... 2.5 mm² (Ferrule with plastic sleeve)
Conductor cross section flexible (2 conductors with same cross section)	0.2 mm² ... 1.5 mm²
	0.25 mm² ... 0.75 mm² (Ferrule without plastic sleeve)
	0.5 mm² ... 0.5 mm² (TWIN ferrule with plastic sleeve)
Conductor cross section AWG	24 ... 12
Tightening torque	0.5 Nm ... 0.6 Nm
Pitch	5.08 mm

Signaling

Status display present	No
------------------------	----

Dimensions

Item dimensions

Width	135 mm
Height	77 mm
Depth	57.47 mm

Material specifications

Color	green (RAL 6021)
Housing insulation material	Polyamide 6 green

Environmental and real-life conditions

Ambient conditions

Degree of protection (Module)	IP00
Degree of protection (Installation location)	≥ IP54
Ambient temperature (operation)	-20 °C ... 50 °C
Ambient temperature (storage/transport)	-20 °C ... 70 °C
Altitude	≤ 2000 m

Approvals

UKCA

Certificate	UKCA-compliant
-------------	----------------

Standards and regulations

FLKM 50 - Termination board

2281089

<https://www.phoenixcontact.com/us/products/2281089>



Air clearances and creepage distances

Standards/regulations	EN IEC 60664-1
-----------------------	----------------

Mounting

Mounting type	DIN rail mounting
Mounting position	any

Notes

Notes on operation	For proper use, the specifications of the installation directive (see Downloads) must be observed. For applications or use with third-party products, the specifications, and the safety and warning instructions of the respective third-party manufacturer must also be met.
--------------------	--

FLKM 50 - Termination board

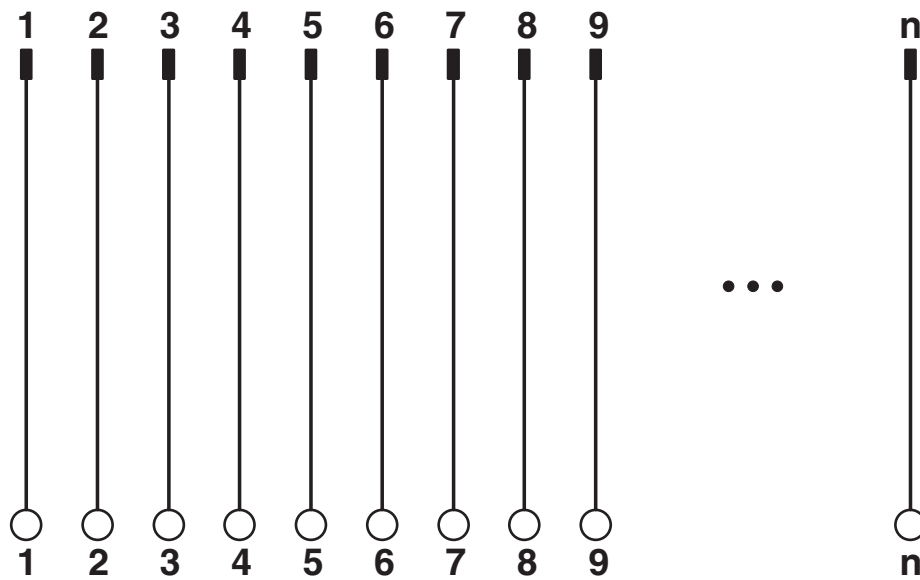
2281089

<https://www.phoenixcontact.com/us/products/2281089>



Drawings

Circuit diagram



FLKM 50 - Termination board


2281089


<https://www.phoenixcontact.com/us/products/2281089>



Approvals

To download certificates, visit the product detail page: <https://www.phoenixcontact.com/us/products/2281089>

 cUL Recognized Approval ID: E118976				
	Nominal voltage U_N	Nominal current I_N	Cross section AWG	Cross section mm^2
Field wiring	125 V	1 A	30 - 12	-

 UL Recognized Approval ID: E118976				
	Nominal voltage U_N	Nominal current I_N	Cross section AWG	Cross section mm^2
Field wiring	125 V	1 A	30 - 12	-

cULus Recognized				
-------------------------	--	--	--	--

FLKM 50 - Termination board

2281089

<https://www.phoenixcontact.com/us/products/2281089>



Classifications

ECLASS

ECLASS-11.0	27141152
ECLASS-12.0	27141152
ECLASS-13.0	27141152

ETIM

ETIM 9.0	EC002780
----------	----------

UNSPSC

UNSPSC 21.0	39121400
-------------	----------

FLKM 50 - Termination board

2281089

<https://www.phoenixcontact.com/us/products/2281089>



Environmental product compliance

EU RoHS	
Fulfills EU RoHS substance requirements	Yes, No exemptions
China RoHS	
Environment friendly use period (EFUP)	EFUP-E
	No hazardous substances above the limits
EU REACH SVHC	
REACH candidate substance (CAS No.)	No substance above 0.1 wt%

Phoenix Contact 2024 © - all rights reserved
<https://www.phoenixcontact.com>

Phoenix Contact USA
586 Fulling Mill Road
Middletown, PA 17057, United States
(+717) 944-1300
info@phoenixcon.com