

1420909

<https://www.phoenixcontact.com/us/products/1420909>

Please be informed that the data shown in this PDF document is generated from our online catalog. Please find the complete data in the user documentation. Our general terms of use for downloads are valid.



Sleeve housing B10, with screw locking, material: Die-cast aluminum, salt water resistant, cable outlets: 1, straight, 1x M32, height: 93.7 mm, cable gland: none, increased environmental requirements

Commercial data

Item number	1420909
Packing unit	1 pc
Minimum order quantity	1 pc
Sales key	BF58
Product key	BF7API
Catalog page	Page 603 (C-2-2019)
GTIN	4055626249087
Weight per piece (including packing)	268.9 g
Weight per piece (excluding packing)	22.22 g
Customs tariff number	85389099
Country of origin	CN

Technical data

Notes

General	For contact inserts HC-B10, BB18, DD42, M, K8/24
---------	--

Product properties

Product type	Housing with screw locking
Housing type	Sleeve housing
Product family	HC-ADV
Application	increased environmental requirements
Type	B10
No. of cable outlets	1
Type of the screw connection	1x M32
Type	Tall design
Fixing screws	M6 (screw head: 5 mm Allen screw)
Shielded	no
Cable outlet	straight
Pg screw connection	none

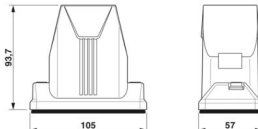
Data management status

Article revision	01
------------------	----

Connection data

Tightening torque	3 Nm ... 5 Nm (for M6 mounting screws on the sleeve housing)
-------------------	--

Dimensions

Dimensional drawing	
Width	57 mm
Height	93.7 mm
Length	105 mm

Installation dimensions

Width of the assembly cutout	35 mm
Length of the assembly cutout	65 mm

Material specifications

Seal material	Viton
Housing material	Die-cast aluminum, salt water resistant
Housing surface material	Powder-coated, black
Locking latch material	Stainless steel

Environmental and real-life conditions

Ambient conditions

Degree of protection	IP66
	IP68 (0.2 bar/24 h)
	IP69 (ISO 20653:2013-02)
Enclosure rating (NEMA)	4 (UL 50e)
	4X (UL 50e)
	12 (UL 50e)
Impact strength	IK09
Ambient temperature (operation)	-40 °C ... 125 °C

Mechanical properties

Mechanical data

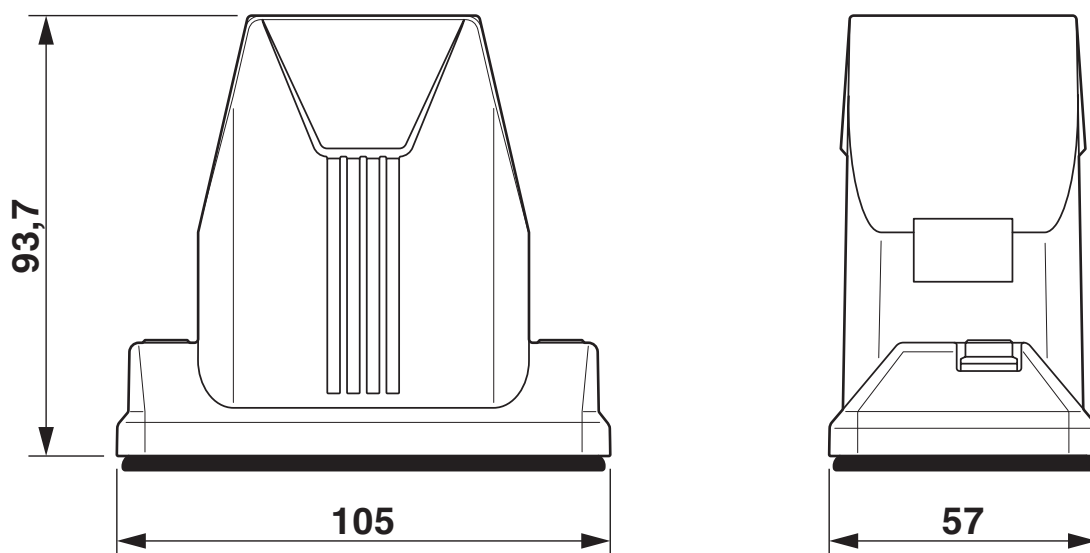
Type of the screw connection	1x M32
Locking type	Screw

Mounting

Fixing screws	M6 (screw head: 5 mm Allen screw)
---------------	-----------------------------------

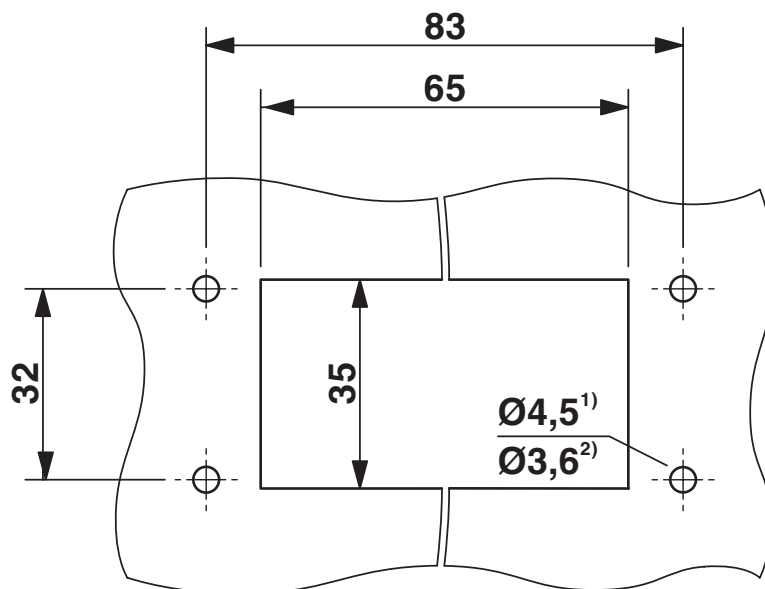
Drawings

Dimensional drawing



Dimensional drawing

Dimensional drawing



Mounting cutout

1) when M4 screws are used

2) when self-tapping Torx® screws are used (Torx® 20, M4)

Approvals

To download certificates, visit the product detail page: <https://www.phoenixcontact.com/us/products/1420909>

**DNV**
Approval ID: TAE000037S

**cUL Recognized**
Approval ID: E255026

**UL Recognized**
Approval ID: E255026

**EAC**
Approval ID: RU C-DE.AI30.B.01102

**EAC**
Approval ID: RU C-DE.BL08.B.00511

cULus Recognized

1420909

<https://www.phoenixcontact.com/us/products/1420909>

Classifications

ECLASS

ECLASS-11.0	27440202
ECLASS-12.0	27440202
ECLASS-13.0	27440202

ETIM

ETIM 9.0	EC000437
----------	----------

UNSPSC

UNSPSC 21.0	31261500
-------------	----------

Environmental product compliance

EU RoHS	
Fulfills EU RoHS substance requirements	Yes, No exemptions
China RoHS	
Environment friendly use period (EFUP)	EFUP-E
	No hazardous substances above the limits
EU REACH SVHC	
REACH candidate substance (CAS No.)	No substance above 0.1 wt%

Phoenix Contact 2024 © - all rights reserved
<https://www.phoenixcontact.com>

Phoenix Contact USA
586 Fulling Mill Road
Middletown, PA 17057, United States
(+717) 944-1300
info@phoenixcon.com