

PTSM 0,5/ 8-HHI-2,5-SMD WHR44 - PCB header



1708001
<https://www.phoenixcontact.com/us/products/1708001>

Please be informed that the data shown in this PDF document is generated from our online catalog. Please find the complete data in the user documentation. Our general terms of use for downloads are valid.



PCB headers, nominal cross section: 0.5 mm², color: signal white, nominal current: 6 A, rated voltage (III/2): 160 V, contact surface: Sn, contact connection type: Socket, number of potentials: 8, number of rows: 1, number of positions: 8, number of connections: 8, product range: PTSM 0,5/...-HHI-SMD WH, pitch: 2.5 mm, mounting: SMD soldering, pin layout: Linear pad geometry, solder pin [P]: 2 mm, number of solder pins per potential: 1, plug-in system: COMBICON PTSM, Pin connector pattern alignment: Standard, locking: without, mounting: without, type of packaging: 44 mm wide tape, Article with anti-rotation pin

Your advantages

- White design: Stable color when welding and during use
- Designed for integration into the SMT soldering process
- Supplied in tape-on-reel packing according to IEC 60286-3 for automated mounting
- Inverted header with socket contacts for touch-proof device outputs or PCB/PCB connections
- Additional solder anchors reduce the mechanical strain on the soldering spots

Commercial data

Item number	1708001
Packing unit	500 pc
Minimum order quantity	500 pc
Note	Made to order (non-returnable)
Sales key	AA01
Product key	AAAUSA
GTIN	4046356959124
Weight per piece (including packing)	0.92 g
Weight per piece (excluding packing)	0.92 g
Customs tariff number	85366930
Country of origin	DE

1708001

<https://www.phoenixcontact.com/us/products/1708001>

Technical data

Product properties

Product type	PCB headers
Product family	PTSM 0,5/...HHI-SMD WH
Product line	COMBICON Connectors XS
Number of positions	8
Pitch	2.5 mm
Number of connections	8
Number of rows	1
Number of potentials	8
Mounting flange	without
Pin layout	Linear pad geometry
Solder pins per potential	1

Data management status

Article revision	01
------------------	----

Electrical properties

Nominal current I_N	6 A
Nominal voltage U_N	160 V
Contact resistance	4.2 mΩ
Rated voltage (III/3)	160 V
Rated surge voltage (III/3)	2.5 kV
Rated voltage (III/2)	160 V
Rated surge voltage (III/2)	2.5 kV
Rated voltage (II/2)	320 V
Rated surge voltage (II/2)	2.5 kV

Mounting

Mounting type	SMD soldering
Pin layout	Linear pad geometry

Processing notes

Process	Reflow soldering
Moisture Sensitive Level	MSL 1
Classification temperature T_c	260 °C
Solder cycles in the reflow	3

Material specifications

Material data - contact

Note	WEEE/RoHS-compliant, free of whiskers according to IEC 60068-2-82/JEDEC JESD 201
Contact material	Cu alloy

PTSM 0,5/ 8-HHI-2,5-SMD WHR44 - PCB header



1708001

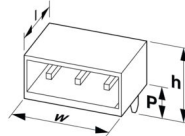
<https://www.phoenixcontact.com/us/products/1708001>

Surface characteristics	Tin-plated
Metal surface contact area (top layer)	Tin (3 - 8 µm Sn)
Metal surface contact area (middle layer)	Nickel (1.3 - 3 µm Ni)
Metal surface soldering area (top layer)	Tin (3 - 8 µm Sn)
Metal surface soldering area (middle layer)	Nickel (1.3 - 3 µm Ni)

Material data - housing

Color (Housing)	signal white (9003)
Insulating material	PA
Insulating material group	I
CTI according to IEC 60112	600
Flammability rating according to UL 94	V0

Dimensions

Dimensional drawing	
Pitch	2.5 mm
Width [w]	24.8 mm
Height [h]	7 mm
Length [l]	14 mm
Installed height	5 mm
Solder pin length [P]	2 mm

PCB design

Pad geometry	1.2 x 3.2 mm
Hole diameter	1.1 mm

Mechanical tests

Visual inspection

Specification	IEC 60512-1-1:2002-02
Result	Test passed

Dimension check

Specification	IEC 60512-1-2:2002-02
Result	Test passed

Resistance of inscriptions

Specification	IEC 60068-2-70:1995-12
Result	Test passed

Polarization and coding

Specification	IEC 60512-13-5:2006-02
---------------	------------------------

1708001

<https://www.phoenixcontact.com/us/products/1708001>

Result	Test passed
Contact holder in insert	
Specification	IEC 60512-15-1:2008-05
Contact holder in insert Requirements >20 N	Test passed
Insertion and withdrawal forces	
Result	Test passed
No. of cycles	10
Insertion strength per pos. approx.	3 N
Withdraw strength per pos. approx.	2 N

Electrical tests

Thermal test Test group C	
Specification	IEC 60512-5-1:2002-02
Tested number of positions	8

Insulation resistance	
Specification	IEC 60512-3-1:2002-02
Insulation resistance, neighboring positions	> 5 MΩ

Air clearances and creepage distances	
Specification	IEC 60664-1:2007-04
Insulating material group	I
Comparative tracking index (IEC 60112)	CTI 600
Rated insulation voltage (III/3)	160 V
Rated surge voltage (III/3)	2.5 kV
minimum clearance value - non-homogenous field (III/3)	1.5 mm
minimum creepage distance (III/3)	2 mm
Rated insulation voltage (III/2)	160 V
Rated surge voltage (III/2)	2.5 kV
minimum clearance value - non-homogenous field (III/2)	1.5 mm
minimum creepage distance (III/2)	1.5 mm
Rated insulation voltage (II/2)	320 V
Rated surge voltage (II/2)	2.5 kV
minimum clearance value - non-homogenous field (II/2)	1.5 mm
minimum creepage distance (II/2)	1.6 mm

Environmental and real-life conditions

Vibration test	
Specification	IEC 60068-2-6:2007-12
Frequency	10 - 150 - 10 Hz
Sweep speed	1 octave/min
Amplitude	0.35 mm (10 Hz ... 60.1 Hz)

PTSM 0,5/ 8-HHI-2,5-SMD WHR44 - PCB header



1708001

<https://www.phoenixcontact.com/us/products/1708001>

Acceleration	5g (60.1 Hz ... 150 Hz)
Test duration per axis	2.5 h
Test directions	X-, Y- and Z-axis

Durability test

Specification	IEC 60512-9-1:2010-03
Impulse withstand voltage at sea level	2.95 kV
Contact resistance R_1	4.2 mΩ
Contact resistance R_2	4.3 mΩ
Insertion/withdrawal cycles	10
Insulation resistance, neighboring positions	> 5 MΩ

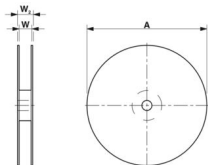
Climatic test

Specification	ISO 6988:1985-02
Corrosive stress	0.2 dm ³ SO ₂ on 300 dm ³ /40 °C/1 cycle
Thermal stress	100 °C/168 h
Power-frequency withstand voltage	1.39 kV

Ambient conditions

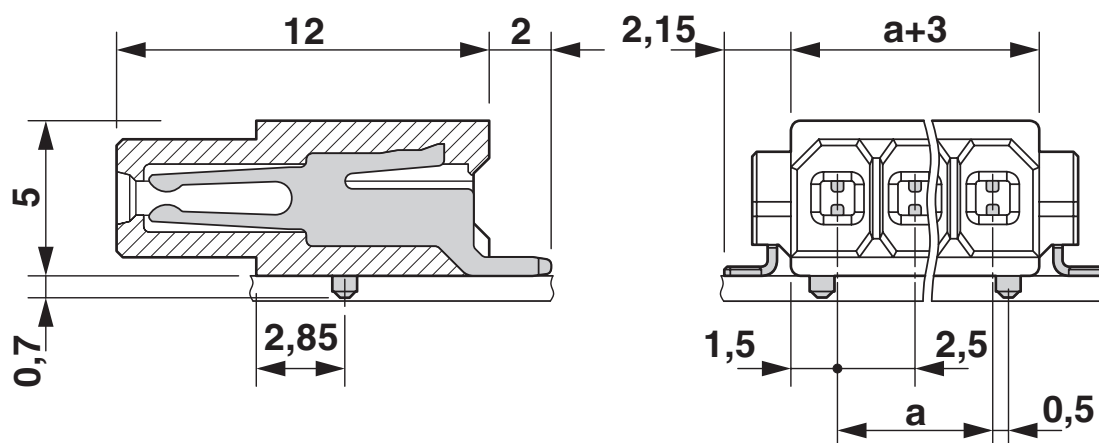
Ambient temperature (operation)	-40 °C ... 100 °C (dependent on the derating curve)
Ambient temperature (storage/transport)	-40 °C ... 70 °C
Relative humidity (storage/transport)	30 % ... 70 %
Ambient temperature (assembly)	-5 °C ... 100 °C

Packaging specifications

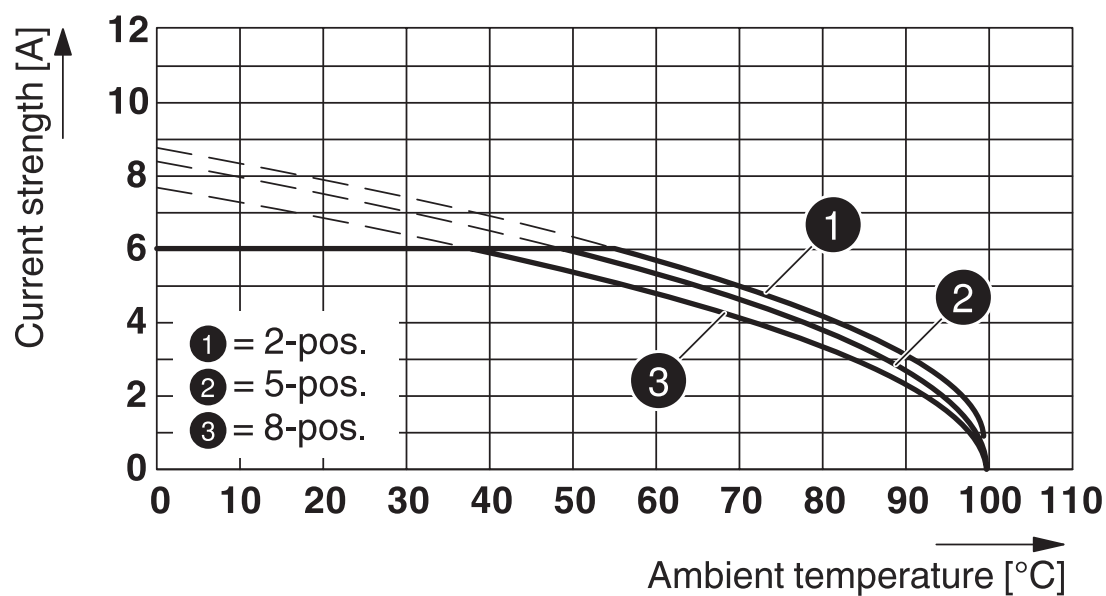
Dimensional drawing	
Type of packaging	44 mm wide tape
[W] tape width	44 mm
[W2] coil overall dimension	50.4 mm
[A] coil diameter	330 mm
Outer packaging type	Transparent-Bag
ESD level	(D) electrostatically conductive
Specification	DIN EN 61340-5-1 (VDE 0300-5-1): 2008-07

Drawings

Dimensional drawing



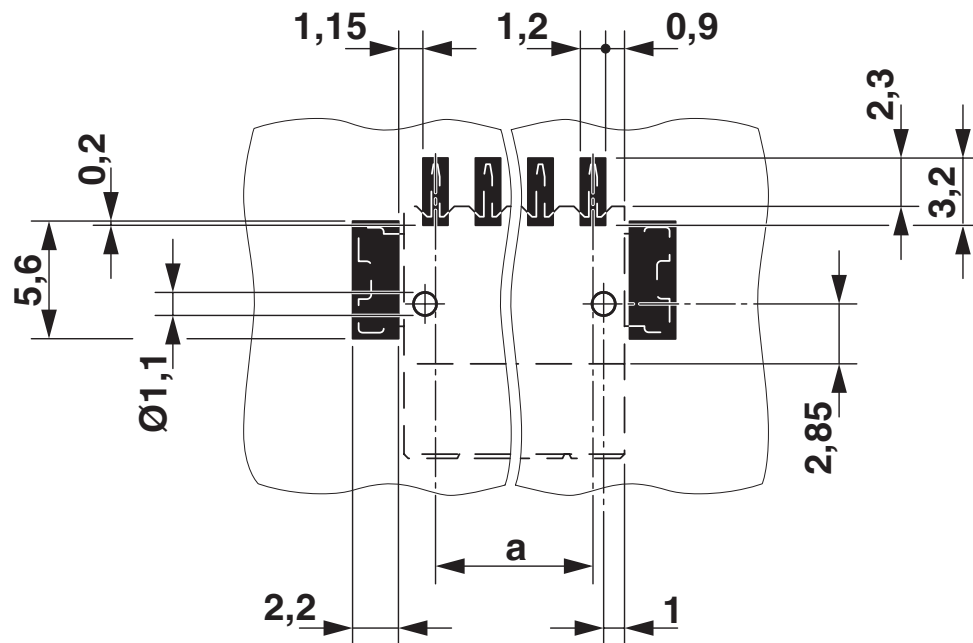
Diagram



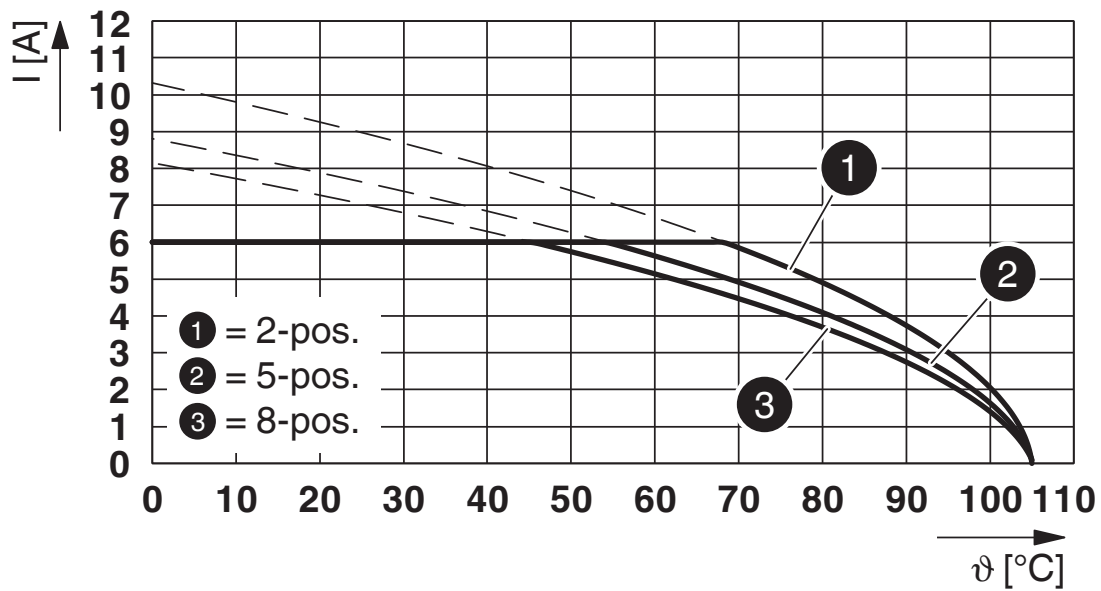
Type: PTSM 0,5/...-PI-2,5 WH with PTSM 0,5/...-HHI0-2,5-SMD WHR...

<https://www.phoenixcontact.com/us/products/1708001>

Drilling plan/solder pad geometry



Diagram



Type: PTCM 0,5/...-PI-2,5 WH with PTSM 0,5/...-HHI0-2,5-SMD WHR...

PTSM 0,5/ 8-HHI-2,5-SMD WHR44 - PCB header



1708001

<https://www.phoenixcontact.com/us/products/1708001>

Classifications

ECLASS

ECLASS-11.0	27460201
ECLASS-13.0	27460201

ETIM

ETIM 8.0	EC002637
----------	----------

UNSPSC

UNSPSC 21.0	39121400
-------------	----------

1708001

<https://www.phoenixcontact.com/us/products/1708001>

Environmental product compliance

EU RoHS	
Fulfills EU RoHS substance requirements	Yes, No exemptions
China RoHS	
Environment friendly use period (EFUP)	EFUP-E
	No hazardous substances above the limits
EU REACH SVHC	
REACH candidate substance (CAS No.)	No substance above 0.1 wt%

PTSM 0,5/ 8-HHI-2,5-SMD WHR44 - PCB header



1708001

<https://www.phoenixcontact.com/us/products/1708001>

Accessories

SAMPLE PTSM 0,5/ 8-HHI-2,5-SMD - PCB header

1820770

<https://www.phoenixcontact.com/us/products/1820770>




PCB headers, nominal cross section: 0.5 mm², color: black, nominal current: 6 A, rated voltage (III/2): 160 V, contact surface: Sn, contact connection type: Socket, number of potentials: 8, number of rows: 1, number of positions: 8, number of connections: 8, product range: PTSM 0,5/...-HHI-SMD, pitch: 2.5 mm, mounting: SMD soldering, pin layout: Linear pad geometry, solder pin [P]: 2 mm, number of solder pins per potential: 1, plug-in system: COMBICON PTSM, Pin connector pattern alignment: Standard, locking: without, mounting: without, type of packaging: packed in cardboard, Article with anti-rotation pin

PTSM 0,5/ 8-HH0-2,5-SMD WH R44 - PCB header

1814977

<https://www.phoenixcontact.com/us/products/1814977>



PCB headers, nominal cross section: 0.5 mm², color: signal white, nominal current: 6 A, rated voltage (III/2): 160 V, contact surface: Sn, contact connection type: Pin, number of potentials: 8, number of rows: 1, number of positions: 8, number of connections: 8, product range: PTSM 0,5/...-HH-SMD WH, pitch: 2.5 mm, mounting: SMD soldering, pin layout: Linear pad geometry, number of solder pins per potential: 1, plug-in system: COMBICON PTSM, Pin connector pattern alignment: Standard, locking: without, mounting: without, type of packaging: 44 mm wide tape

PTSM 0,5/ 8-HHI-2,5-SMD WHR44 - PCB header

1708001


<https://www.phoenixcontact.com/us/products/1708001>



PTSM 0,5/ 8-HTB-2,5-SMD WH R44 - PCB header

1830184

<https://www.phoenixcontact.com/us/products/1830184>




PCB headers, nominal cross section: 0.5 mm², color: signal white, nominal current: 6 A, rated voltage (III/2): 160 V, contact surface: Sn, contact connection type: Pin, number of potentials: 8, number of rows: 1, number of positions: 8, number of connections: 8, product range: PTSM 0,5/...-HTB-SMD WH, pitch: 2.5 mm, mounting: SMD soldering, pin layout: Linear pad geometry, number of solder pins per potential: 1, plug-in system: COMBICON PTSM, Pin connector pattern alignment: Standard, locking: without, mounting: without, type of packaging: 44 mm wide tape

PTSM 0,5/ 8-HH-2,5-THR WH R44 - PCB header

1814906

<https://www.phoenixcontact.com/us/products/1814906>



PCB headers, nominal cross section: 0.5 mm², color: signal white, nominal current: 6 A, rated voltage (III/2): 160 V, contact surface: Sn, contact connection type: Pin, number of potentials: 8, number of rows: 1, number of positions: 8, number of connections: 8, product range: PTSM 0,5/...-HH-THR WH, pitch: 2.5 mm, mounting: THR soldering / wave soldering, pin layout: Linear pinning, solder pin [P]: 2.1 mm, number of solder pins per potential: 1, plug-in system: COMBICON PTSM, Pin connector pattern alignment: Standard, locking: without, mounting: without, type of packaging: 44 mm wide tape

PTSM 0,5/ 8-HHI-2,5-SMD WHR44 - PCB header




1708001

<https://www.phoenixcontact.com/us/products/1708001>

PTSM 0,5/ 8-HV-2,5-THR WH R44 - PCB header

1815329

<https://www.phoenixcontact.com/us/products/1815329>



PCB headers, nominal cross section: 0.5 mm^2 , color: signal white, nominal current: 6 A, rated voltage (III/2): 160 V, contact surface: Sn, contact connection type: Pin, number of potentials: 8, number of rows: 1, number of positions: 8, number of connections: 8, product range: PTSM 0,5/...-HV-THR WH, pitch: 2.5 mm, mounting: THR soldering / wave soldering, pin layout: Linear pinning, solder pin [P]: 2 mm, number of solder pins per potential: 1, plug-in system: COMBICON PTSM, Pin connector pattern alignment: Standard, locking: without, mounting: without, type of packaging: 44 mm wide tape

PTSM 0,5/ 8-PI-2,5 WH - PCB connector

1709456

<https://www.phoenixcontact.com/us/products/1709456>



PCB connector, nominal cross section: 0.5 mm^2 , color: white, nominal current: 6 A, rated voltage (III/2): 160 V, contact surface: Sn, contact connection type: Pin, number of potentials: 8, number of rows: 1, number of positions: 8, number of connections: 8, product range: PTSM 0,5/...-PI WH, pitch: 2.5 mm, connection method: Push-in spring connection, conductor/PCB connection direction: 0° , plug-in system: COMBICON PTSM, locking: without, mounting: without, type of packaging: packed in cardboard

PTSM 0,5/ 8-HHI-2,5-SMD WHR44 - PCB header



1708001

<https://www.phoenixcontact.com/us/products/1708001>

CAC-PTCM1015458/1015248 - Assembled PCB connectors

1084537

<https://www.phoenixcontact.com/us/products/1084537>



Assembled PCB connector / Connecting cable with 2 printed circuit board connectors, rated current: 6 A, cable length: Free input (0.1 ... 3.0 m), Head 1: 8-position , pitch: 2.5 mm , Crimp connection , Socket, Color: white, Cable type:Individual litz wire, PVC, 22 AWG, white, Head 2: 8-position, pitch: 2.5 mm , Crimp connection , Pin, Color: white, Cable type:Individual litz wire, PVC, 20 AWG, white, Individual litz wire, PVC, 22 AWG, white

Phoenix Contact 2024 © - all rights reserved

<https://www.phoenixcontact.com>

Phoenix Contact USA
586 Fulling Mill Road
Middletown, PA 17057, United States
(+717) 944-1300
info@phoenixcon.com