

# HC-B 16-TMB-100/O1STM40G-STA - Housing



1604476

<https://www.phoenixcontact.com/us/products/1604476>

Please be informed that the data shown in this PDF document is generated from our online catalog. Please find the complete data in the user documentation. Our general terms of use for downloads are valid.



HEAVYCON ADVANCE standard powder-coated sleeve housing B16, with bayonet locking, height 100 mm, with 1xM40 thread, straight cable outlet

## Commercial data

Item number	1604476
Packing unit	10 pc
Minimum order quantity	1 pc
Sales key	BF58
Product key	BF7AAA
Catalog page	Page 565 (PC-2011)
GTIN	4017918948153
Weight per piece (including packing)	372 g
Weight per piece (excluding packing)	372 g
Customs tariff number	85389099
Country of origin	DE

# HC-B 16-TMB-100/O1STM40G-STA - Housing



1604476

<https://www.phoenixcontact.com/us/products/1604476>

## Technical data

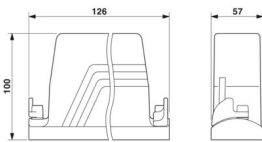
### Notes

General	For contact inserts HC-B16, BB32, D40, DD72, HS6, HV6, M, K
---------	---

### Product properties

Product type	Housing with bayonet locking
Housing type	Sleeve housing
Application	Standard
Type	B16
No. of cable outlets	1
Type of the screw connection	1x M40
Shielded	no
Cable outlet	straight
Pg screw connection	none

### Dimensions

Dimensional drawing	
Width	57 mm
Height	100 mm
Length	126 mm

### Installation dimensions

Width of the assembly cutout	35 mm
Length of the assembly cutout	86 mm

### Material specifications

Seal material	NBR
Housing material	Die-cast aluminum
Housing surface material	Powder-coated, gray
Locking latch material	High-grade steel, handle: PA-GF

### Environmental and real-life conditions

#### Ambient conditions

Degree of protection	IP65
	IP67
Ambient temperature (operation)	-40 °C ... 125 °C

### Mechanical properties

# HC-B 16-TMB-100/O1STM40G-STA - Housing



1604476

<https://www.phoenixcontact.com/us/products/1604476>

## Mechanical data

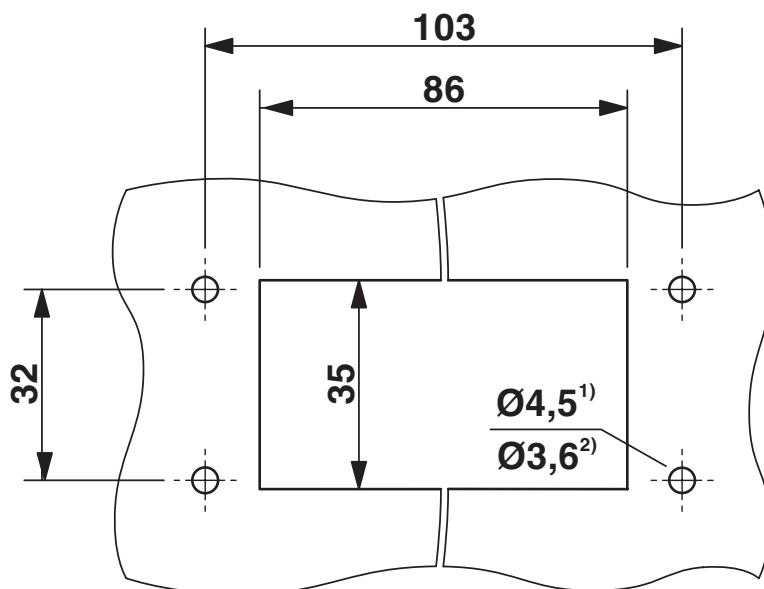
Type of the screw connection	1x M40
Locking type	Screw

## Mounting

Assembly note	In order to guarantee that the protective conductor contact functions even when plugged in at an angle, the two panel-mount flanges must have sufficient electrical contact with the metal mounting panel.
---------------	--

## Drawings

Dimensional drawing

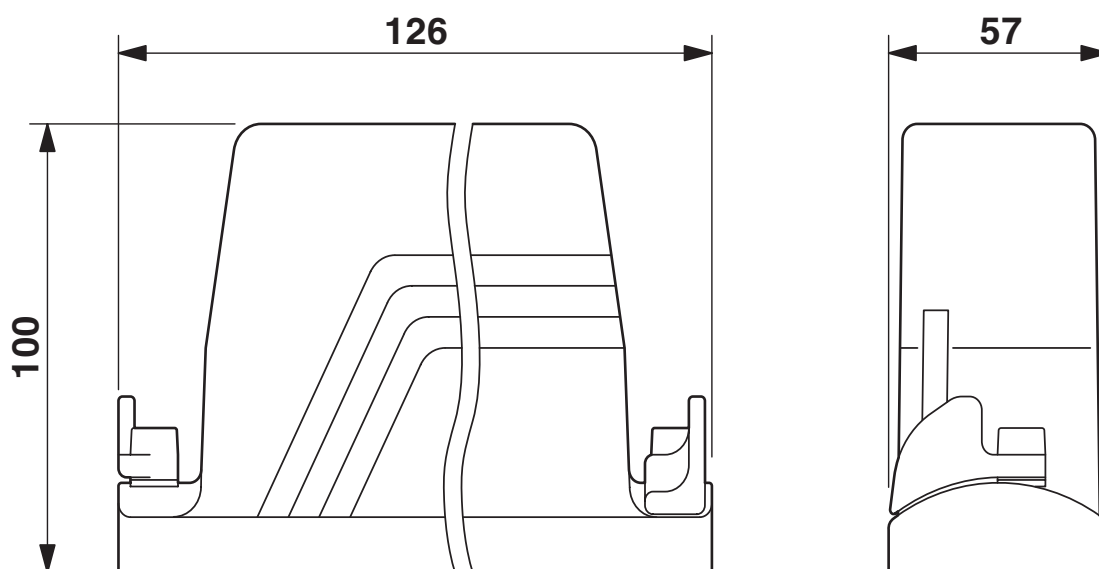


Mounting cutout

1) when M4 screws are used

2) when self-tapping Torx® screws are used (Torx® 20, M4)

Dimensional drawing



Dimensional drawing

# HC-B 16-TMB-100/O1STM40G-STA - Housing



1604476

<https://www.phoenixcontact.com/us/products/1604476>

## Approvals

🔗 To download certificates, visit the product detail page: <https://www.phoenixcontact.com/us/products/1604476>



**EAC**

Approval ID: RU C-DE.AI30.B.01102



**EAC**

Approval ID: RU C-DE.BL08.B.00511

# HC-B 16-TMB-100/O1STM40G-STA - Housing



1604476

<https://www.phoenixcontact.com/us/products/1604476>

## Classifications

### ECLASS

ECLASS-11.0	27440202
ECLASS-12.0	27440202
ECLASS-13.0	27440202

### ETIM

ETIM 9.0	EC000437
----------	----------

### UNSPSC

UNSPSC 21.0	31261500
-------------	----------

# HC-B 16-TMB-100/O1STM40G-STA - Housing



1604476

<https://www.phoenixcontact.com/us/products/1604476>

## Environmental product compliance

EU RoHS	
Fulfills EU RoHS substance requirements	Yes, No exemptions
China RoHS	
Environment friendly use period (EFUP)	EFUP-E
	No hazardous substances above the limits
EU REACH SVHC	
REACH candidate substance (CAS No.)	No substance above 0.1 wt%

Phoenix Contact 2024 © - all rights reserved  
<https://www.phoenixcontact.com>

Phoenix Contact USA  
586 Fulling Mill Road  
Middletown, PA 17057, United States  
(+717) 944-1300  
[info@phoenixcon.com](mailto:info@phoenixcon.com)