

Summary

[Request a quote](#)

[Catalog](#)

Low Voltage	2
Wire Size/AWG	24 - 20
Gender	Reverse Gender
Plug	Plug - Straight
Locking system	Push-pull
Jacket cable outside diameter [mm]	3.30 - 4.20 mm
Matching parts	EGJ.0B.302.CYC
Series	B - Indoor keyed

Technical details

https://www.lemo.com/int_en/solutions/originals/b-indoor-keyed/fgj-0b-302-cymd42z.html

LEMO products and services are provided "as is". LEMO makes no warranties or representations with regard to LEMO product & services or use of them, express, implied or statutory, including for accuracy, completeness, or security. The user is fully responsible for his products and applications using LEMO components.

Electrical Configuration

Contact Termination Low voltage	Crimp
R (max)	4.8 mOhm
Insert configuration value	0B.302 - 2 Low Voltage
Insulator	Y: PEEK for crimp contacts
Rated current	10 Amps
Vtest (contact-contact)	1450 V (AC), 2100 V (DC)
Vtest (contact-shell)	1200 V (AC), 1700 V (DC)
Contact retention	30 N
Contact Type	Crimp
Max. Conductor	0.5 mm ² (AWG 20)
Min. Conductor	0.25 mm ² (AWG 24)
Bucket Dia.	1.1 mm (0.043in)
Contact Dia.	0.9 mm (0.035in)
Low Voltage	2
Wire Size/AWG	24 - 20
Gender	Reverse Gender

Form & Material

Shell style / Model id	FG - Straight plug, cable collet and nut for fitting a bend relief
Plug	Straight
Housing material	Brass (chrome plated [SAE AMS 2460]) shell and collet nut, nickel plated [SAE AMS QQ N 290] brass latch sleeve and mid pieces
Locking system	Push-pull
Keying	2 keys (gamma=45, plug: female contacts, receptacle: male contacts)
Variant	Nut for fitting a bend relief

https://www.lemo.com/int_en/solutions/originals/b-indoor-keyed/fgj-0b-302-cymd42z.html

LEMO products and services are provided "as is". LEMO makes no warranties or representations with regard to LEMO product & services or use of them, express, implied or statutory, including for accuracy, completeness, or security. The user is fully responsible for his products and applications using LEMO components.

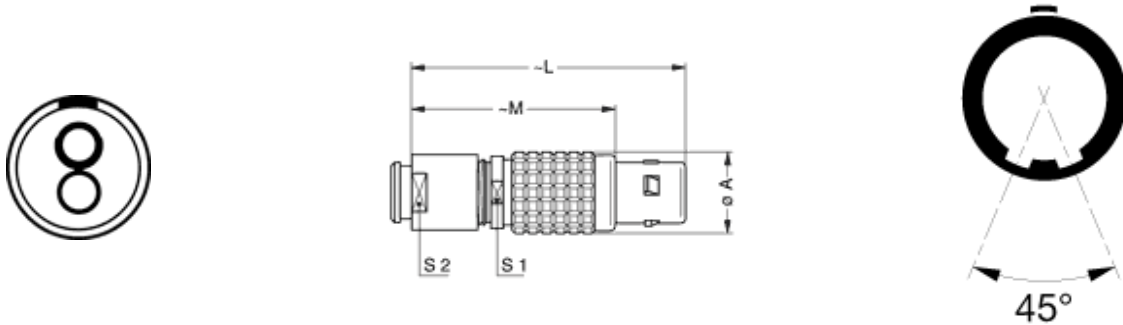
Environment

Technical domain	Audio Video, Energy and Industrial, Medical, Semiconductor, Specialties and Other, Test and Measurement, Transportation, Aerospace and UAV
Environmental protection	IP50
Minimal temperature	-55°C / +250°C
Climatical Category	50/175/21
Humidity (max)	<=95% [at 60 deg C /140 F]
Shielding (min)	75 dB (10 MHz)
Shielding (min)	40 dB (1 GHz)
Shock Resistance	100 g [6 ms]
Vibration	15 g [10 Hz - 2000 Hz]
Salt Spray Corrosion	>1000 hr

Cable fixation

Cable termination protection	For cable bend relief
Fixation type	Cable collet
Jacket cable outside diameter [mm]	3.30 - 4.20 mm

Drawings



Dimensions

	S2	A	L	M	S1
mm.	7	9.5	35	25	8
in.	0.28	0.37	1.38	0.98	0.31

Recommended By Lemo

Accessories

Replacement contact	EGG.0B.660.ZZM
---------------------	--------------------------------

Tools














Positionner	DCE.91.090.BVM
-------------	--------------------------------

Extraction tool	DCC.09.05B.LAG
-----------------	--------------------------------

Crimp tool	DPC.91.701.V
------------	------------------------------

Spanner wrench	DCD.0B.ZZZ.PA070
----------------	----------------------------------

Cables

Cable PartNumber	Material	Colour	Cable image
20140	PVC	Grey	
20140	PVC	Grey	
20141	PVC	Grey	
20142	PVC	Red	
20143	PVC	Green	
20144	PVC	Black	
20145	PVC	Yellow	
20146	PVC	Black	
20240	PTFE	White	
20260	PVC	Black	
20264	PVC	Black	
20266	PVC	Violet	
2080	PVC	Grey	
2280	PVC	Black	

https://www.lemo.com/int_en/solutions/originals/b-indoor-keyed/fgj-0b-302-cymd42z.html

LEMO products and services are provided "as is". LEMO makes no warranties or representations with regard to LEMO product & services or use of them, express, implied or statutory, including for accuracy, completeness, or security. The user is fully responsible for his products and applications using LEMO components.