

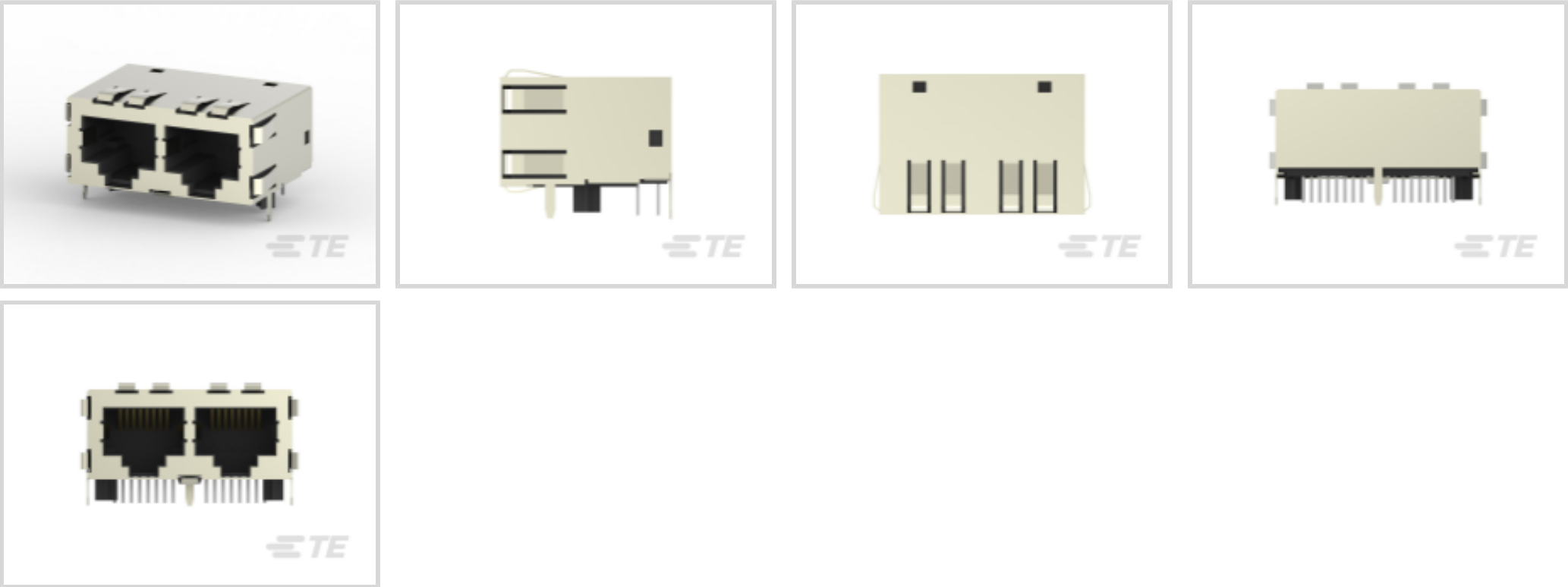


TE Internal #: 5406566-2

RJ45 Connector, Multiple Ports, 1 x 2, Standard Connector Contact Density, Jack, Shielded, Cat 5, Standard - Latch Down, 8 Position, Standard Profile

[View on TE.com >](#)

Connectors > Modular Jacks & Plugs > RJ45 Connectors



Modular Jack & Plug Interface Type: **RJ45**

Port Configuration: **Multiple Ports**

Port Matrix Configuration: **1 x 2**

Modular Jacks & Plugs Products: **RJ Type Jacks & Plugs**

Connector Contact Density: **Standard**

Features

Product Type Features

Connector Product Type	Connector Assembly
Modular Jack & Plug Interface Type	RJ45
Modular Jacks & Plugs Products	RJ Type Jacks & Plugs
Modular Connector Style	Jack
Grounding Options	PCB and Panel Ground
Connector & Contact Terminates To	Printed Circuit Board

Configuration Features

Number of PCB Ground Tabs	3
Number of Panel Ground Tabs	9
Multiple Port Configuration	Ganged
Port Configuration	Multiple Ports
Port Matrix Configuration	1 x 2
Connector Contact Density	Standard
Number of Positions	8
Number of Loaded Positions	8



PCB Mount Orientation	Right Angle
Body Features	
PCB Ground Tab Location	4.57 mm[.18 in]
Shield Plating Material	Tin over Copper
Shield Material	Copper Zinc Alloy
Modular Jack Latch Orientation	Standard - Latch Down
Connector Profile	Standard
Contact Features	
Contact Underplating Material	Nickel
PCB Contact Termination Area Plating Material	Tin
Contact Current Rating (Max)	.2 A, 1.5 A
Contact Mating Area Plating Material	Gold
Contact Base Material	Phosphor Bronze
Contact Mating Area Plating Material Thickness	1.27 µm[50 µin]
Termination Features	
Termination Method to PCB	Through Hole - Solder
Termination Post & Tail Length	3.56 mm[.14 in]
Mechanical Attachment	
Panel Mount Feature	Without
Connector Mounting Type	Panel Mount
Housing Features	
Mating Entry Location	Side
Centerline (Pitch)	1.02 mm[.04 in]
Housing Color	Black
Housing Material	Nylon
Dimensions	
Connector Height	13.64 mm[.537 in]
Usage Conditions	
Operating Temperature Range	-40 – 85 °C[-40 – 185 °F]
Operation/Application	
Indicator Type	Not Illuminated



Shielded	Yes
Circuit Application	Signal

Industry Standards

UL Flammability Rating	UL 94V-0
Performance Category	Cat 5

Packaging Features

Packaging Quantity	225
Packaging Method	Box, Box & Tray

Product Compliance

For compliance documentation, visit the product page on TE.com>

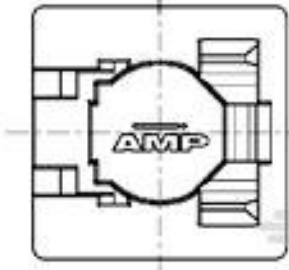
EU RoHS Directive 2011/65/EU	Compliant
EU ELV Directive 2000/53/EC	Compliant
China RoHS 2 Directive MIIT Order No 32, 2016	No Restricted Materials Above Threshold
EU REACH Regulation (EC) No. 1907/2006	Current ECHA Candidate List: JUNE 2024 (241) Candidate List Declared Against: JUNE 2024 (241) Does not contain REACH SVHC
Halogen Content	Not Low Halogen - contains Br or Cl > 900 ppm.
Solder Process Capability	Wave solder capable to 265°C

Product Compliance Disclaimer


This information is provided based on reasonable inquiry of our suppliers and represents our current actual knowledge based on the information they provided. This information is subject to change. The part numbers that TE has identified as EU RoHS compliant have a maximum concentration of 0.1% by weight in homogenous materials for lead, hexavalent chromium, mercury, PBB, PBDE, DBP, BBP, DEHP, DIBP, and 0.01% for cadmium, or qualify for an exemption to these limits as defined in the Annexes of Directive 2011/65/EU (RoHS2). Finished electrical and electronic equipment products will be CE marked as required by Directive 2011/65/EU. Components may not be CE marked. Additionally, the part numbers that TE has identified as EU ELV compliant have a maximum concentration of 0.1% by weight in homogenous materials for lead, hexavalent chromium, and mercury, and 0.01% for cadmium, or qualify for an exemption to these limits as defined in the Annexes of Directive 2000/53/EC (ELV). Regarding the REACH Regulation, the information TE provides on SVHC in articles for this part number is based on the latest European Chemicals Agency (ECHA) 'Guidance on requirements for substances in articles' posted at this URL: <https://echa.europa.eu/guidance-documents/guidance-on-reach>

Compatible Parts





TE Part # 188729-1  
8P.COVER/SOLD.STOP



TE Part # 1521003-2  
CAT 5E CABLE ASSY, 8 POS RJ45

Customers Also Bought



TE Part #1-2176231-3  
3522 33R 1% 3W




TE Part #1734577-4  
MOD-JK,8P8C,SHD W/LED, G/Y,50U"



TE Part #1-5406299-1  
MJ ASSY,S/P,8POS,SH,RVPGT,CAT5



TE Part #42400-2  
250 FASTON REC 18-14 AWG TPBR



TE Part #1-84533-0  
1.25MM FFC POST PLATED H 10P



TE Part #176394-2  
CT BOX HDR ASSY H 2P GOLD



TE Part #215460-8  
MICRO-MATCH FEM.SE

Documents

Product Drawings  
MJ,2PORT,8P,SHLD,PNL GRDS,CAT5  
English

CAD Files  
3D PDF  
3D  
Customer View Model  
ENG\_CVM\_CVM\_5406566-2\_B.2d\_dxf.zip  
English  
Customer View Model  
ENG\_CVM\_CVM\_5406566-2\_B.3d\_igs.zip  
English  
Customer View Model  
ENG\_CVM\_CVM\_5406566-2\_B.3d\_stp.zip  
English

By downloading the CAD file I accept and agree to the Terms and Conditions of use.



Product Specifications

Application Specification

English