




Free Height

TE Internal #: 5084618-5  
PCB Mount Receptacle, Vertical, Board-to-Board, 120 Position, .8 mm [.031 in] Centerline, Gold, Surface Mount, Signal, Natural, Free Height  
[View on TE.com >](#)

Connectors > PCB Connectors > PCB Headers & Receptacles > Receptacle Connector: Free Height, PCB Mount for Parallel Stacking



PCB Connector Assembly Type: **PCB Mount Receptacle**  
PCB Mount Orientation: **Vertical**  
Connector System: **Board-to-Board**  
Number of Positions: **120**  
Centerline (Pitch): **.8 mm [.031 in]**

[All Receptacle Connector: Free Height, PCB Mount for Parallel Stacking \(26\)](#)

Features

Product Type Features

PCB Connector Assembly Type	PCB Mount Receptacle
Connector System	Board-to-Board
Sealable	No
Connector & Contact Terminates To	Printed Circuit Board

Configuration Features

Stackable	Yes
PCB Mount Orientation	Vertical
Number of Positions	120
Board-to-Board Configuration	Parallel

Electrical Characteristics

Dielectric Withstanding Voltage (Max)	500 VAC
Insulation Resistance	2 MΩ
Operating Voltage	100 VAC

Body Features

Assembly Process Feature Material	Steel
Primary Product Color	Natural



Contact Features

PCB Contact Termination Area Plating Material Thickness	2 µm[78.74 µin]
Contact Layout	Inline
Mating Tab Width	.4 mm[.016 in]
Mating Tab Thickness	.2 mm[.008 in]
PCB Contact Termination Area Plating Material Finish	Matte
Contact Shape & Form	Square
PCB Contact Termination Area Plating Material	Tin
Contact Base Material	Copper Alloy
Contact Mating Area Plating Material	Gold
Contact Mating Area Plating Material Thickness	.76 µm[30 µin]
Contact Type	Socket
Contact Current Rating (Max)	.5 A

Termination Features

Rectangular Termination Post & Tail Thickness	.2 mm[.008 in]
Rectangular Termination Post & Tail Width	.3 mm[.012 in]
Termination Method to PCB	Surface Mount

Mechanical Attachment

Mounting Alignment Feature Length	.5 mm[.02 in]
PCB Mount Alignment Type	Positioning Bosses
Mating Alignment	With
Mating Alignment Type	Polarization
PCB Mount Retention	Without
PCB Mount Alignment	With
Connector Mounting Type	Board Mount

Housing Features

Mating Entry Location	Top
Centerline (Pitch)	.8 mm[.031 in]
Housing Material	Matte

Dimensions

Connector Height	13 mm[.512 in]
Stack Height	13 mm, 14 mm, 15 mm, 16 mm[.512 in][.551 in][.591 in][.63 in]



Usage Conditions

Housing Temperature Rating	High
Operating Temperature Range	-40 – 125 °C[-40 – 257 °F]

Operation/Application

Assembly Process Feature	Pick and Place Cover
Circuit Application	Signal

Industry Standards

UL Flammability Rating	UL 94V-0
------------------------	----------

Packaging Features

	.5 in
Packaging Quantity	200
Packaging Method	Tape & Reel

Product Compliance

For compliance documentation, visit the product page on [TE.com](#)>

EU RoHS Directive 2011/65/EU	Compliant
EU ELV Directive 2000/53/EC	Compliant
China RoHS 2 Directive MIIT Order No 32, 2016	No Restricted Materials Above Threshold
EU REACH Regulation (EC) No. 1907/2006	Current ECHA Candidate List: JUNE 2024 (241) Candidate List Declared Against: JUNE 2024 (241) Does not contain REACH SVHC
Halogen Content	Low Halogen - Br, Cl, F, I < 900 ppm per homogenous material. Also BFR/CFR/PVC Free
Solder Process Capability	Reflow solder capable to 260°C

Product Compliance Disclaimer

This information is provided based on reasonable inquiry of our suppliers and represents our current actual knowledge based on the information they provided. This information is subject to change. The part numbers that TE has identified as EU RoHS compliant have a maximum concentration of 0.1% by weight in homogenous materials for lead, hexavalent chromium, mercury, PBB, PBDE, DBP, BBP, DEHP, DIBP, and 0.01% for cadmium, or qualify for an exemption to these limits as defined in the Annexes of Directive 2011/65/EU (RoHS2). Finished electrical and electronic equipment products will be CE marked as required by Directive 2011/65/EU. Components may not be CE marked. Additionally, the part numbers that TE has identified as EU ELV compliant have a maximum concentration of 0.1% by weight in homogenous materials for lead, hexavalent chromium, and mercury, and 0.01% for cadmium, or qualify for an exemption to these limits as defined in the Annexes of Directive 2000/53/EC (ELV). Regarding the REACH Regulation, the information TE provides on SVHC in articles for this part number is based on the latest European Chemicals Agency (ECHA) ‘Guidance on requirements for substances in articles’ posted at this URL: <https://echa.europa.eu/guidance-documents/guidance-on-reach>



### Compatible Parts



TE Part # CAT-313-PCB120  
Free Height Plug Connector: Board-Board, Vertical, 120, 0.8mm




TE Part # 5179029-5  
0.8FH,P06H.5,120,08/Sn,TU

### Also in the Series | Free Height




PCB Headers & Receptacles(752)


### Customers Also Bought




TE Part #3-641216-4  
04P MTA100 HDR ASSY FL/RA LF




TE Part #326882  
TERMINAL,PIDG R 16-14 6




TE Part #HPP845E031R4  
I.C 21D RH/T B400




TE Part #1735446-3  
2MM PITCH HPI POST HEADER, VERTICAL, 3P




TE Part #8-338728-4  
MICROM. MOB SMD CON



TE Part #2-520183-2  
ULTRA-FAST 250 ASY REC 22-18 TPBR



TE Part #1-2324271-1  
RIGHT SEGMENT LGA4189-4 SOCKETP4 FOR ODM



TE Part #223969-1  
UNV PWR MDL, GUIDE PIN LOCT PL

### Documents

- CAD Files
- 3D PDF
- 3D



Customer View Model

[ENG\\_CVM\\_CVM\\_5084618-5\\_A.2d\\_dxf.zip](#)

English

Customer View Model

[ENG\\_CVM\\_CVM\\_5084618-5\\_A.3d\\_igs.zip](#)

English

Customer View Model

[ENG\\_CVM\\_CVM\\_5084618-5\\_A.3d\\_stp.zip](#)

English

By downloading the CAD file I accept and agree to the [Terms and Conditions](#) of use.

Datasheets & Catalog Pages

[Fine Pitch Stacking Connectors - 0.8mm Free Height \(FH\) Connectors](#)

English

Product Specifications

[75 Ohm Mini-SMB Series Coaxial Connector](#)

English

Product Specification

English

Product Specification

English