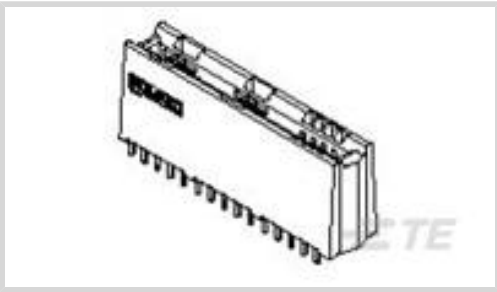


CROWN EDGE

TE Internal #: 6651290-2  
Board-to-Board, 12 Position, 2.5 mm [.098 in] Centerline, Power & Signal, 4 Power Positions, CROWN EDGE, Card Edge Power Connectors  
[View on TE.com >](#)



Connectors > PCB Connectors > Card Edge Connectors > Card Edge Power Connectors



Connector System: **Board-to-Board**  
Number of Positions: **12**  
Centerline (Pitch): **2.5 mm [.098 in]**  
Contact Current Rating (Max): **3 A, 35 A**  
Circuit Application: **Power & Signal**

Features

Product Type Features

Connector Mates With	Bus Bar Tab, PCB Edge Card
Connector & Housing Type	Receptacle
Connector & Contact Terminates To	Printed Circuit Board
Connector System	Board-to-Board

Configuration Features

PCB Mount Orientation	Vertical
Number of Positions	12
Number of Power Positions	4
Number of Signal Positions	8
Number of Dual Positions	2

Electrical Characteristics

Operating Voltage	250 V
-------------------	-------

Body Features

Primary Product Color	Black
-----------------------	-------

Contact Features

Signal Contact Plating Material	Gold
Signal Contact Material	Phosphor Bronze Alloy
Power Contact Base Material	Phosphor Bronze Alloy



Power Contact Plating Material	Select Gold
Contact Type	Socket
Contact Mating Area Plating Material Thickness	.76 µm[30 µin]
PCB Contact Termination Area Plating Material	Tin
Contact Base Material	Phosphor Bronze
Contact Current Rating (Max)	3 A, 35 A
Contact Mating Area Plating Material	Gold

Termination Features

Termination Post & Tail Length	2.67 mm, 3.56 mm[.14 in]
Termination Method to PCB	Through Hole - Solder

Mechanical Attachment

Mating Alignment Type	Polarization
Mating Alignment	With
PCB Mount Alignment	With
Connector Mounting Type	Board Mount

Housing Features

Housing Material	Thermoplastic
Centerline (Pitch)	2.5 mm[.098 in]

Dimensions

Connector Height	15 mm
PCB Thickness (Recommended)	1.6 mm[.063 in]
	.508 in

Usage Conditions

Operating Temperature Range	-55 – 85 °C[-67 – 185 °F]
-----------------------------	---------------------------

Operation/Application

Circuit Application	Power & Signal
---------------------	----------------

Industry Standards

UL Flammability Rating	UL 94V-0
------------------------	----------

Packaging Features

Packaging Quantity	192
Packaging Method	Box



Product Compliance

For compliance documentation, visit the product page on TE.com>

EU RoHS Directive 2011/65/EU	Compliant
EU ELV Directive 2000/53/EC	Compliant
China RoHS 2 Directive MIIT Order No 32, 2016	No Restricted Materials Above Threshold
EU REACH Regulation (EC) No. 1907/2006	Current ECHA Candidate List: JUNE 2024 (241) Candidate List Declared Against: JAN 2022 (223) Does not contain REACH SVHC
Halogen Content	Not Low Halogen - contains Br or Cl > 900 ppm.
Solder Process Capability	Wave solder capable to 265°C


Product Compliance Disclaimer

This information is provided based on reasonable inquiry of our suppliers and represents our current actual knowledge based on the information they provided. This information is subject to change. The part numbers that TE has identified as EU RoHS compliant have a maximum concentration of 0.1% by weight in homogenous materials for lead, hexavalent chromium, mercury, PBB, PBDE, DBP, BBP, DEHP, DIBP, and 0.01% for cadmium, or qualify for an exemption to these limits as defined in the Annexes of Directive 2011/65/EU (RoHS2). Finished electrical and electronic equipment products will be CE marked as required by Directive 2011/65/EU. Components may not be CE marked. Additionally, the part numbers that TE has identified as EU ELV compliant have a maximum concentration of 0.1% by weight in homogenous materials for lead, hexavalent chromium, and mercury, and 0.01% for cadmium, or qualify for an exemption to these limits as defined in the Annexes of Directive 2000/53/EC (ELV). Regarding the REACH Regulation, the information TE provides on SVHC in articles for this part number is based on the latest European Chemicals Agency (ECHA) ‘Guidance on requirements for substances in articles’ posted at this URL: <https://echa.europa.eu/guidance-documents/guidance-on-reach>

Compatible Parts




Also in the Series | CROWN EDGE



Card Edge Power Connectors(31)



Connector Contacts(1)



Standard Edge Connectors(2)

### Customers Also Bought



TE Part #5177985-4  
0.8FH,R05H.5,100,08/Sn,TR,SC



TE Part #1-382811-6  
SHUNT,ECON,PHBR 15AU,BLACK L/P



TE Part #2176346-2  
CRGCQ 1210 1R5 5%



TE Part #9-2176306-1  
RP 1E 0.1W 10K 0.1% 25PPM 5K RL



TE Part #4-2176305-7  
RP 1E 0.1W 324R 0.1% 25PPM 5K RL



TE Part #6-2176306-0  
RP 1E 0.1W 4K75 0.1% 25PPM 5K RL



TE Part #9-2176304-2  
RP 1E 0.1W 88R7 0.1% 25PPM 5K RL



TE Part #8-2176369-2  
RQ 0603 280R 0.1% 10PPM 5K RL



TE Part #2176372-9  
RQ 0603 60K4 0.1% 10PPM 5K RL



TE Part #2-2176369-9  
RQ 0603 78R7 0.1% 10PPM 5K RL

### Documents

#### Product Drawings

284-0112-12100=TA CONN,SKT,SHO

English

#### CAD Files

Customer View Model

ENG\_CVM\_CVM\_6651290-2\_B.2d\_dxf.zip

English

3D PDF



3D

Customer View Model

[ENG\\_CVM\\_CVM\\_6651290-2\\_B.3d\\_igs.zip](#)

English

Customer View Model

[ENG\\_CVM\\_CVM\\_6651290-2\\_B.3d\\_stp.zip](#)

English

By downloading the CAD file I accept and agree to the [Terms and Conditions](#) of use.

Datasheets & Catalog Pages

[POWER\\_CONNECTORS\\_CATALOG\\_SEC03\\_CARD\\_EDGE](#)

English

Product Specifications

[Application Specification](#)

English