




Connectors > PCB Connectors > Backplane Connectors > High Speed Backplane Connectors



Number of Positions: 144

Row-to-Row Spacing: 1.35 mm [.053 in]

Mating Alignment: With

Mating Alignment Type: Polarization

Number of Rows: 9

Features

Product Type Features

Connector System	Board-to-Board
Connector & Contact Terminates To	Printed Circuit Board
PCB Connector Assembly Type	PCB Mount Header
Shroud Style	Fully Shrouded

Configuration Features

Number of Positions	144
Number of Rows	9
Number of Columns	16
PCB Mount Orientation	Vertical
Guide Location	Unguided

Contact Features

Contact Type	Pin
Contact Current Rating (Max)	.75 A

Mechanical Attachment

--	--



Mating Alignment	With
Mating Alignment Type	Polarization
Connector Mounting Type	Board Mount

Housing Features

Number of Shrouded Sides	4
Centerline (Pitch)	1.9 mm[.075 in]

Dimensions

Row-to-Row Spacing	1.35 mm[.053 in]
--------------------	------------------

Usage Conditions

Operating Temperature Range	-55 – 85 °C[-67 – 185 °F]
-----------------------------	---------------------------

Operation/Application

Circuit Application	Signal
---------------------	--------

Product Compliance

For compliance documentation, visit the product page on TE.com>


EU RoHS Directive 2011/65/EU	Compliant
EU ELV Directive 2000/53/EC	Compliant
China RoHS 2 Directive MIIT Order No 32, 2016	No Restricted Materials Above Threshold
EU REACH Regulation (EC) No. 1907/2006	Current ECHA Candidate List: JUNE 2024 (241) Candidate List Declared Against: JUNE 2024 (241) Does not contain REACH SVHC
Halogen Content	Low Halogen - Br, Cl, F, I < 900 ppm per homogenous material. Also BFR/CFR/PVC Free
Solder Process Capability	Not applicable for solder process capability

Product Compliance Disclaimer


This information is provided based on reasonable inquiry of our suppliers and represents our current actual knowledge based on the information they provided. This information is subject to change. The part numbers that TE has identified as EU RoHS compliant have a maximum concentration of 0.1% by weight in homogenous materials for lead, hexavalent chromium, mercury, PBB, PBDE, DBP, BBP, DEHP, DIBP, and 0.01% for cadmium, or qualify for an exemption to these limits as defined in the Annexes of Directive 2011/65/EU (RoHS2). Finished electrical and electronic equipment products will be CE marked as required by Directive 2011/65/EU. Components may not be CE marked. Additionally, the part numbers that TE has identified as EU ELV compliant have a maximum concentration of 0.1% by weight in homogenous materials for lead, hexavalent chromium, and mercury, and 0.01% for cadmium, or qualify for an exemption to these limits as defined in the Annexes of Directive 2000/53/EC (ELV). Regarding the REACH Regulation, the information TE provides on SVHC in articles for this part number is based on the latest European Chemicals Agency (ECHA) 'Guidance on requirements for substances in articles' posted at this URL: <https://echa.europa.eu/guidance-documents/guidance-on-reach>



Compatible Parts




TE Part # 2007711-1
IMP100S,R,RA3P16C,UG,39




TE Part # 2018378-1
TOOL, SEAT 3 PR 16 COL, BP CONN


Customers Also Bought




TE Part #2359366-5
MCIO INTERGRATED CONN, V/T,8X, SMT TYPE




TE Part #5-2337939-7
PCIE GEN4 CON,SMT,98POS,30u", MYLAR,HT




TE Part #1-6450151-1
MBXL VERT RCPT 40S




TE Part #2-1775210-1
D-SUB 5.08mm,9 POS PLUG OVER 15 POS RCPT




TE Part #5-2371900-8
PCIE G5 CONN,164P,ASSY,30",SLIM, NO RIDGE




TE Part #2395178-1
PCI EXP 2.3L 36 POS 15u"



TE Part #2418647-6
MCIO VT 38P CONN,85OHM,SMT, NO-SOLT



TE Part #3-6450861-0
V/R, ASSY, PF,12S+2HDP+12LP



TE Part #5-2463686-1
DDR5 UDIMM,natural hsg&natural latch

Documents

Product Drawings
IMP100S,H,V3P16C,UG,DEW39,4.5
English

CAD Files
3D PDF



3D

Customer View Model

[ENG_CVM_CVM_2007806-1_B.2d_dxf.zip](#)

English

Customer View Model

[ENG_CVM_CVM_2007806-1_B.3d_igs.zip](#)

English

Customer View Model

[ENG_CVM_CVM_2007806-1_B.3d_stp.zip](#)

English

By downloading the CAD file I accept and agree to the [Terms and Conditions](#) of use.

Datasheets & Catalog Pages

[7-1773458-1_IMPACT_BACKPLANE_CONNECTOR_SYSTEM_CATALOG](#)

English

Agency Approvals

[Agency Approval Document](#)

English