




M8 Connector

TE Internal #: T4032014041-000

Wire-to-Panel, 4 Position, Sealable, Wire & Cable, Signal, Panel Mount, Reverse Gender, Nickel, M8 Connector, Standard Circular Connectors

[View on TE.com >](#)

Connectors > Circular Connectors > Standard Circular Connectors > M8 Panel Mount Solder Cups



Connector System: **Wire-to-Panel**  
Connector Mounting Type: **Panel Mount**  
Number of Positions: **4**  
Sealable: **Yes**  
Connector & Contact Terminates To: **Wire & Cable**

[All M8 Panel Mount Solder Cups \(8\)](#)

Features

Product Type Features

Product Type	Connector Assembly
Accessory Color	Black
Assembly Requirement	Factory Assembled
Assembly Type	Electrical Connector
Circular Connector Shell Type	Metal-Shell
Connector Product Type	Connector Assembly
Connector System	Wire-to-Panel
Sealable	Yes
Connector & Contact Terminates To	Wire & Cable
Circular Connector Type	Plug
Shell Type	Metal

Configuration Features

Keying & Polarized Position Locations	A
---------------------------------------	---



Factory Installed Backshell	No
Keying	A
Number of Positions	4
Number of Power Positions	0
Number of Signal Positions	4
Contacts Preloaded	Yes

Electrical Characteristics

Operating Voltage	30 VAC
-------------------	--------

Body Features

Peripheral Seal Material	Silicone
Environmental Protection	IP67
O-Ring Material	Silicone
Environmental Protection Type	Sealed
Shell Plating Material	Nickel
Shell Base Material	Copper Alloy
Circular Connector Insulation Material Type	Polyamide 67 GF30
Hermetically Sealed	Yes

Contact Features

Contact Current Rating (Max)	3 A
Reverse Gender	Yes
Circular Connector Contact Type	Pin

Mechanical Attachment

Connector Mounting Type	Panel Mount
Polarization Code	A
Mating Alignment Type	Keyed

Housing Features

Circular Connector Shell Size	12.6
-------------------------------	------

Dimensions

Wire Size	.25 – .75 mm²
-----------	---------------

Usage Conditions

IP Dust Sealing Level	6
IP Water Sealing Level	IP67



Operating Temperature Range	-40 – 85 °C[-40 – 185 °F]
-----------------------------	---------------------------

Operation/Application

Circuit Application	Signal
Shielded	No

Industry Standards

UL Flammability Rating	UL 94HB
------------------------	---------

Packaging Features

Packaging Quantity	1
--------------------	---

Product Compliance

For compliance documentation, visit the product page on TE.com>

EU RoHS Directive 2011/65/EU	Compliant with Exemptions
EU ELV Directive 2000/53/EC	Compliant with Exemptions
China RoHS 2 Directive MIIT Order No 32, 2016	Restricted Materials Above Threshold
EU REACH Regulation (EC) No. 1907/2006	Current ECHA Candidate List: JUNE 2024 (241) Candidate List Declared Against: JUNE 2024 (241) SVHC > Threshold: Pb (4% in Component Part) <b>Article Safe Usage Statements:</b> Do not eat, drink or smoke when using this product. Wash thoroughly after handling. Recycle if possible and dispose of the article by following all applicable governmental regulations relevant to your geographic location.
Halogen Content	Not Low Halogen - contains Br or Cl > 900 ppm.
Solder Process Capability	Not applicable for solder process capability

Product Compliance Disclaimer

This information is provided based on reasonable inquiry of our suppliers and represents our current actual knowledge based on the information they provided. This information is subject to change. The part numbers that TE has identified as EU RoHS compliant have a maximum concentration of 0.1% by weight in homogenous materials for lead, hexavalent chromium, mercury, PBB, PBDE, DBP, BBP, DEHP, DIBP, and 0.01% for cadmium, or qualify for an exemption to these limits as defined in the Annexes of Directive 2011/65/EU (RoHS2). Finished electrical and electronic equipment products will be CE marked as required by Directive 2011/65/EU. Components may not be CE marked. Additionally, the part numbers that TE has identified as EU ELV compliant have a maximum concentration of 0.1% by weight in homogenous materials for lead, hexavalent chromium, and mercury, and 0.01% for cadmium, or qualify for an exemption to these limits as defined in the Annexes of Directive 2000/53/EC (ELV). Regarding the REACH Regulation, the information TE provides on SVHC in articles for this part number is based on the latest European Chemicals Agency (ECHA) ‘Guidance on requirements for substances in articles’ posted at this URL: <https://echa.europa.eu/guidance-documents/guidance-on-reach>

Compatible Parts





TE Part # 1838417-2  
M12 Mtl FEMALE PNL CONN. PCB  
Front (Hex)

Also in the Series

M8 Connector




Connector Caps & Covers(5)



Connector Hardware(4)



M8/M12 Cable Assemblies(147)



Standard Circular Connectors(106)

Customers Also Bought



TE Part #6609020-3  
2EB1=F7100 S0



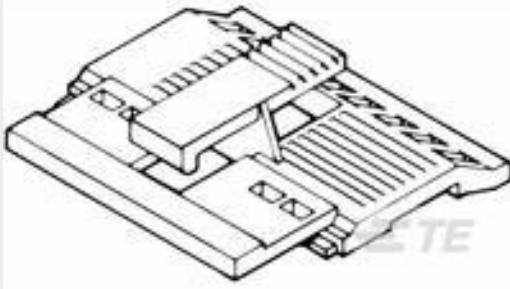
TE Part #787171-5  
50 50SR R/A RCPT ASSY,REDESIGN



TE Part #T4032014031-000  
M8.MLE.PNLFRONT.3POS.STR



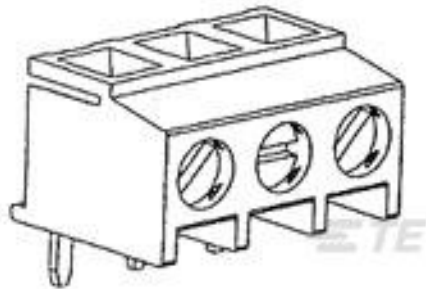
TE Part #1825100-4  
TPF11CGRA004



TE Part #102681-2  
14 AMPMODU MT COVER DR .100CL



TE Part #1-535541-0  
12 MODIV VRT SR CE 100/115




TE Part #284094-2  
TERMI-BLOK PCB MOUNT 90, 5,08M



TE Part #T4062113004-001  
RPC-M8-4MS-0.5SH-M8-4FS-PVC



TE Part #5-292231-6  
1.5 MINI CT SGL V SMT W/O BOSS



TE Part #HD44-18-8SN  
KT RC HD30 18 SHL 8 WY N SEAL REV



Documents

Product Drawings

M8.MLE.PNLFRONT.4POS.STR.

English

CAD Files

3D PDF

3D

Customer View Model

ENG\_CVM\_CVM\_T4032014041-000\_A.2d\_dxf.zip

English

Customer View Model

ENG\_CVM\_CVM\_T4032014041-000\_A.3d\_igs.zip

English

Customer View Model

ENG\_CVM\_CVM\_T4032014041-000\_A.3d\_stp.zip

English

By downloading the CAD file I accept and agree to the [Terms and Conditions](#) of use.

Datasheets & Catalog Pages

M8 / M12 Connector System Catalog

English

Product Specifications

Application Specification

English

Application Specification

English

Agency Approvals

UL

English