

DT06-12SC-C017

✓ ACTIVE


TE Internal #: DT06-12SC-C017

Housing for Female Terminals, Wire-to-Wire, 12 Position, 4.44 mm [.175 in] Centerline, Sealable, Green, Wire & Cable, Power

[View on TE.com >](#)



Connectors > Automotive Connectors > Automotive Housings > DEUTSCH DT Plug Connectors



Connector System: **Wire-to-Wire**

Number of Positions: **12**

Connector & Housing Type: **Housing for Female Terminals**

Centerline (Pitch): **4.44 mm [.175 in]**

Sealable: **Yes**

[All DEUTSCH DT Plug Connectors \(220\)](#)

Features

Product Type Features

Mixed & Hybrid Connector	No
Connector Shape	Rectangular
Connector System	Wire-to-Wire
Connector & Housing Type	Housing for Female Terminals
Sealable	Yes
Connector & Contact Terminates To	Wire & Cable
Primary Locking Feature	Integrated in Housing

Configuration Features

Blank Cavity Position	1, 10, 11, 12, 2, 3, 4, 5, 6, 7, 8, 9
Connector Modification	Solid Rear Grommet, End Cap
Number of Positions	12
Number of Rows	2

Electrical Characteristics

Operating Voltage	250 VAC
-------------------	---------



Nominal Voltage Architecture	250 V
Body Features	
Cable Exit Angle	180°
Primary Product Color	Green
Connector & Keying Code	C
Contact Features	
Contact Size	Size 16
Contact Type	Socket
Mating Pin Diameter	1.59 mm[.063 in]
Contact Current Rating (Max)	13 A
Mechanical Attachment	
Terminal Position Assurance	Yes
Strain Relief	Add By Accessory
Mating Alignment Type	Keyed
Mating Alignment	With
Connector Mounting Type	Cable Mount (Free-Hanging)
Housing Features	
Housing Material	PA GF
Centerline (Pitch)	4.44 mm[.175 in]
Dimensions	
Connector Height	40.56 mm[1.597 in]
Product Width	20.83 mm[.82 in]
Product Length	33.48 mm[1.318 in]
Row-to-Row Spacing	9.12 mm[.359 in]
Usage Conditions	
Operating Temperature (Max)	125 °C[257 °F]
Operating Temperature Range	-55 – 125 °C[-67 – 257 °F]
Operation/Application	
Circuit Application	Power
Industry Standards	
Degree of Protection	IP68, IP6K9K



Compatible With Agency/Standards Products	SAE J2030
UL Flammability Rating	12mm Flame Test per Standard UL-94

Packaging Features

Packaging Quantity	500
Packaging Method	Box

Other

Serviceable	Yes
Connector Position Assurance Capable	No

Product Compliance

For compliance documentation, visit the product page on TE.com>


EU RoHS Directive 2011/65/EU	Compliant
EU ELV Directive 2000/53/EC	Compliant
China RoHS 2 Directive MIIT Order No 32, 2016	No Restricted Materials Above Threshold
EU REACH Regulation (EC) No. 1907/2006	Current ECHA Candidate List: JUNE 2024 (241) Candidate List Declared Against: JUNE 2024 (241) SVHC > Threshold: Octamethylcyclotetrasiloxane (D4) (.5% in Component Part) Dodecamethylcyclohexasiloxane (D6) (.5% in Component Part) Decamethylcyclopentasiloxane (D5) (.5% in Component Part) Article Safe Usage Statements: Wash thoroughly after handling. Recycle if possible and dispose of the article by following all applicable governmental regulations relevant to your geographic location.
Halogen Content	Not Low Halogen - contains Br or Cl > 900 ppm.
Solder Process Capability	Not reviewed for solder process capability

Product Compliance Disclaimer


This information is provided based on reasonable inquiry of our suppliers and represents our current actual knowledge based on the information they provided. This information is subject to change. The part numbers that TE has identified as EU RoHS compliant have a maximum concentration of 0.1% by weight in homogenous materials for lead, hexavalent chromium, mercury, PBB, PBDE, DBP, BBP, DEHP, DIBP, and 0.01% for cadmium, or qualify for an exemption to these limits as defined in the Annexes of Directive 2011/65/EU (RoHS2). Finished electrical and electronic equipment products will be CE marked as required by Directive 2011/65/EU. Components may not be CE marked. Additionally, the part numbers that TE has identified as EU ELV compliant have a maximum concentration of 0.1% by weight in homogenous materials for lead, hexavalent chromium, and mercury, and 0.01% for cadmium, or qualify for an exemption to these limits as defined in the Annexes of Directive 2000/53/EC (ELV). Regarding the REACH Regulation, the information TE provides on SVHC in articles for this part number is based on the latest European Chemicals Agency (ECHA) 'Guidance on requirements for substances in articles' posted at this URL: <https://echa.europa.eu/guidance-documents/guidance-on-reach>




Compatible Parts




TE Part # CAT-J41-DDRC
DEUTSCH DT Receptacle Connectors




TE Part # 1028-043-1205
BKSHL, 12P, BLK, PLG,ST, NW13/17




TE Part # CAT-D487-P729
Dust Caps — DEUTSCH DT




TE Part # CAT-D487-H342
DEUTSCH DT Headers




TE Part # DT12S-BT-BK
BOOT, 12P, PLG, ST, BLK




TE Part # DT12S-BT
BOOT, 12P, PLG, ST, GRY



TE Part # DT12S-BT-EN
BOOT, 12P, PLG, ST, LONG, GRY



TE Part # 2417961-1
DT12S-BT CUT VERSION



TE Part # CAT-D487-CH8172
DEUTSCH DT Series Housings & Connectors

Customers Also Bought



TE Part #DT06-6S-C017
DEUTSCH DT Plug Connectors



TE Part #1011-349-1205
Dust Caps — DEUTSCH DT



TE Part #DRC22-50P04
HDR, 50P, BLK, ST, AU/NI/CU, 04



TE Part #2823066-1
M16 NUT-M12 FRONT PANEL MOUNT CONNECTORS

Documents

- Product Drawings
- PLG, 12P, GRN, BLOCKED, C
- English
- PLG, 12P, GRN, BLOCKED, C
- English



CAD Files

3D PDF

3D

Customer View Model

ENG_CVM_CVM_DT06-12SC-C017_A.2d_dxf.zip

English

Customer View Model

ENG_CVM_CVM_DT06-12SC-C017_A.3d_igs.zip

English

Customer View Model

ENG_CVM_CVM_DT06-12SC-C017_A.3d_stp.zip

English

By downloading the CAD file I accept and agree to the [Terms and Conditions](#) of use.

Datasheets & Catalog Pages

CONNECTOR SELECTOR

English

Product Specifications

Application Specification

English

Agency Approvals

UL Report

English