




MULTIGIG RT

TE Internal #: 1-1410271-8
PCB Mount Header, Board-to-Board, 4 Position, Right Angle,
Traditional Backplane, 3.6 mm [.141 in] Centerline, Backplane
Power Connectors

[View on TE.com >](#)

Connectors > Power Connectors > Backplane Power Connectors



PCB Connector Assembly Type: **PCB Mount Header**
Connector System: **Board-to-Board**
Number of Positions: **4**
PCB Mount Orientation: **Right Angle**
Backplane Architecture: **Traditional Backplane**

Features

Product Type Features

PCB Connector Assembly Type	PCB Mount Header
Connector System	Board-to-Board
Connector & Contact Terminates To	Printed Circuit Board

Configuration Features

Card Slot Centerline	20.3 mm[.8 in]
Number of Power Positions	4
Number of Rows	1
Number of Columns	4
Number of Positions	4
PCB Mount Orientation	Right Angle
Backplane Architecture	Traditional Backplane
Stackable	Yes

Electrical Characteristics

Operating Voltage	250 VDC
-------------------	---------



Contact Features

Cavity 4 Blade Length	10.75 mm[.423 in]
Cavity 3 Blade Length	10.75 mm[.423 in]
Cavity 1 Blade Length	10.75 mm[.423 in]
Cavity 2 Blade Length	10.75 mm[.423 in]
PCB Contact Termination Area Plating Material Thickness	1.27 µm[50 µin]
Contact Type	Tab
Contact Mating Area Plating Material Thickness	1.27 µm
Contact Mating Area Plating Material	Gold
PCB Contact Termination Area Plating Material Finish	Matte
Contact Length	10.75 mm
PCB Contact Termination Area Plating Material	Tin
Contact Base Material	Phosphor Bronze
Contact Current Rating (Max)	20 A

Termination Features

Termination Post & Tail Length	3.5 mm
Termination Method to PCB	Through Hole - Press-Fit

Mechanical Attachment

Mating Alignment Type	Polarization
Mating Alignment	With
PCB Mount Retention	With
PCB Mount Retention Type	Action/Compliant Tail
Connector Mounting Type	Board Mount

Housing Features

Housing Material	LCP (Liquid Crystal Polymer)
Housing Color	Black
Centerline (Pitch)	3.6 mm[.141 in]

Dimensions

Stack Height	14.7 mm[0.58 in]
Connector Height	18.4 mm
PCB Thickness (Recommended)	1.4 mm
PCB Hole Diameter	.61 mm



Product Width	17.8 mm
---------------	---------

Product Length	28.73 mm
----------------	----------

Usage Conditions

Operating Temperature Range	-55 – 105 °C[-67 – 221 °F]
-----------------------------	----------------------------

Operation/Application

Circuit Application	Power
---------------------	-------

Industry Standards

UL Flammability Rating	UL 94V-0
------------------------	----------

Packaging Features

Packaging Method	Tube
------------------	------

Product Compliance

For compliance documentation, visit the product page on TE.com>

EU RoHS Directive 2011/65/EU	Compliant
EU ELV Directive 2000/53/EC	Compliant
China RoHS 2 Directive MIIT Order No 32, 2016	No Restricted Materials Above Threshold
EU REACH Regulation (EC) No. 1907/2006	Current ECHA Candidate List: JUNE 2024 (241) Candidate List Declared Against: JUNE 2024 (241) Does not contain REACH SVHC
Halogen Content	Low Halogen - Br, Cl, F, I < 900 ppm per homogenous material. Also BFR/CFR/PVC Free
Solder Process Capability	Not applicable for solder process capability



Product Compliance Disclaimer

This information is provided based on reasonable inquiry of our suppliers and represents our current actual knowledge based on the information they provided. This information is subject to change. The part numbers that TE has identified as EU RoHS compliant have a maximum concentration of 0.1% by weight in homogenous materials for lead, hexavalent chromium, mercury, PBB, PBDE, DBP, BBP, DEHP, DIBP, and 0.01% for cadmium, or qualify for an exemption to these limits as defined in the Annexes of Directive 2011/65/EU (RoHS2). Finished electrical and electronic equipment products will be CE marked as required by Directive 2011/65/EU. Components may not be CE marked. Additionally, the part numbers that TE has identified as EU ELV compliant have a maximum concentration of 0.1% by weight in homogenous materials for lead, hexavalent chromium, and mercury, and 0.01% for cadmium, or qualify for an exemption to these limits as defined in the Annexes of Directive 2000/53/EC (ELV). Regarding the REACH Regulation, the information TE provides on SVHC in articles for this part number is based on the latest European Chemicals Agency (ECHA) ‘Guidance on requirements for substances in articles’ posted at this URL: <https://echa.europa.eu/guidance-documents/guidance-on-reach>

Compatible Parts



Customers Also Bought



Documents

Product Drawings
MULTIGIG RT PWR .8" R/A HDR 4P PBFR
English

CAD Files
Customer View Model
ENG_CVM_CVM_1-1410271-8_A.2d_dxf.zip
English
3D PDF
3D
Customer View Model
ENG_CVM_CVM_1-1410271-8_A.3d_igs.zip
English
Customer View Model
ENG_CVM_CVM_1-1410271-8_A.3d_stp.zip
English

By downloading the CAD file I accept and agree to the Terms and Conditions of use.



Datasheets & Catalog Pages

[POWER_CONNECTORS_CATALOG_SEC01_BOARD_TO_BOARD](#)

English

[2_PIECE_POWER_CONNECTORS_qrg_4-1773458-1](#)

English

Product Specifications

[Application Specification](#)

English

Agency Approvals

[UL](#)

English