



Connectors > Terminal Blocks & Strips > PCB Terminal Blocks



Terminal Block Connector Type: **Header**

Connector System: **Wire-to-Board**

Number of Positions: **4**

Centerline (Pitch): **5 mm [.197 in]**

Number of Rows: **1**

Features

Product Type Features

Wire Protection	With
Terminal Block Connector Type	Header
Connector System	Wire-to-Board
Connector & Contact Terminates To	Printed Circuit Board

Configuration Features

Stacked Levels	Without
Wire Entry Location	Side
Number of Positions	4
Number of Rows	1
Wire Entry Angle	35°

Electrical Characteristics

Operating Voltage	300 VAC
-------------------	---------

Body Features

Primary Product Color	Green
-----------------------	-------



Product Orientation	Vertical
---------------------	----------

Contact Features

Contact Mating Area Plating Material	Tin
Contact Base Material	Brass
Contact Current Rating (Max)	17.5 A

Termination Features

Termination Post & Tail Length	3.8 mm[.15 in]
Termination Method to PCB	Through Hole - Solder

Mechanical Attachment

Screw Plating Material	Nickel
Screw Material	Brass
Thread Size	M3
Connector Mounting Type	Board Mount

Housing Features

Housing Material	PA 66
Centerline (Pitch)	5 mm[.197 in]

Dimensions

Wire Size	.05 – 3 mm²
-----------	-------------

Usage Conditions

Operating Temperature Range	-40 – 105 °C[-40 – 221 °F]
-----------------------------	----------------------------

Operation/Application

Circuit Application	Power & Signal
---------------------	----------------

Identification Marking

Marking Color	White
---------------	-------

Packaging Features

Packaging Quantity	150
--------------------	-----

Product Compliance

For compliance documentation, visit the product page on [TE.com](#)>

EU RoHS Directive 2011/65/EU	Compliant with Exemptions
EU ELV Directive 2000/53/EC	Compliant with Exemptions



China RoHS 2 Directive MIIT Order No 32, 2016	Restricted Materials Above Threshold
EU REACH Regulation (EC) No. 1907/2006	Current ECHA Candidate List: JUNE 2024 (241) Candidate List Declared Against: JUNE 2022 (224) SVHC > Threshold: Pb (2% in Component) Article Safe Usage Statements: Do not eat, drink or smoke when using this product. Wash thoroughly after handling. Recycle if possible and dispose of the article by following all applicable governmental regulations relevant to your geographic location.
Halogen Content	Low Halogen - Br, Cl, F, I < 900 ppm per homogenous material. Also BFR/CFR/PVC Free
Solder Process Capability	Wave solder capable to 265°C

Product Compliance Disclaimer

This information is provided based on reasonable inquiry of our suppliers and represents our current actual knowledge based on the information they provided. This information is subject to change. The part numbers that TE has identified as EU RoHS compliant have a maximum concentration of 0.1% by weight in homogenous materials for lead, hexavalent chromium, mercury, PBB, PBDE, DBP, BBP, DEHP, DIBP, and 0.01% for cadmium, or qualify for an exemption to these limits as defined in the Annexes of Directive 2011/65/EU (RoHS2). Finished electrical and electronic equipment products will be CE marked as required by Directive 2011/65/EU. Components may not be CE marked. Additionally, the part numbers that TE has identified as EU ELV compliant have a maximum concentration of 0.1% by weight in homogenous materials for lead, hexavalent chromium, and mercury, and 0.01% for cadmium, or qualify for an exemption to these limits as defined in the Annexes of Directive 2000/53/EC (ELV). Regarding the REACH Regulation, the information TE provides on SVHC in articles for this part number is based on the latest European Chemicals Agency (ECHA) 'Guidance on requirements for substances in articles' posted at this URL: <https://echa.europa.eu/guidance-documents/guidance-on-reach>

Compatible Parts



TE Part # 796689-4
TERMI-BLOK PCB MOUNT 4P.



TE Part # 1776252-4
4P TB , 45deg, VT,5.0mm, Blue

Customers Also Bought



TE Part #1-1415899-7
RZ03-1A4-D024



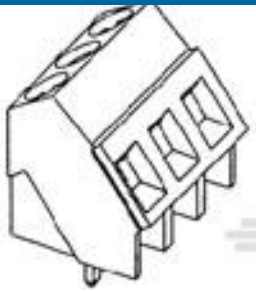
TE Part #350212-1
08C CMNL HDR ASSY PC NATL



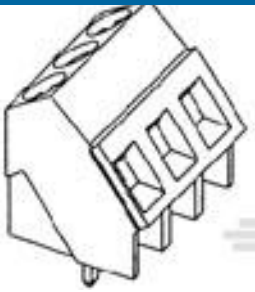
TE Part #7-1879028-1
RN 0805 280K 0.1% 10PPM 1K RL



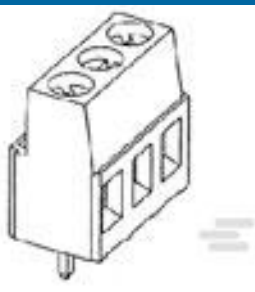
TE Part #796689-6
TERMI-BLOK PCB MOUNT 6P.



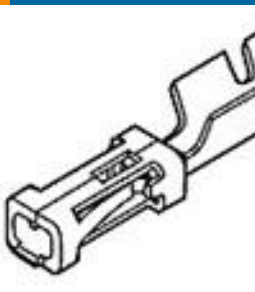
TE Part #796690-6
TERMI-BLOK PCB MOUNT 6P



TE Part #796690-8
TERMI-BLOK PCB MOUNT 8P



TE Part #282856-8
8P TERMI-BLOK PCB MOUNT



TE Part #87756-3
MOD IV RECP LP



TE Part #4-2176330-2
CRGP 2010 27K 1%



TE Part #2170668-1
ANGLED ENTRY JACK, SHIELDED RJ45

Documents

Product Drawings

TERMI-BLOK PCB MOUNT 4P

English

CAD Files

3D PDF

English

Customer View Model

ENG_CVM_796690-4_E.2d_dxf.zip

English

Customer View Model

ENG_CVM_796690-4_E.3d_igs.zip

English

Customer View Model

ENG_CVM_796690-4_E.3d_stp.zip

English

3D PDF

3D

Customer View Model

ENG_CVM_CVM_796690-4_A.2d_dxf.zip

English

Customer View Model

ENG_CVM_CVM_796690-4_A.3d_igs.zip

English

Customer View Model

ENG_CVM_CVM_796690-4_A.3d_stp.zip

English



By downloading the CAD file I accept and agree to the [Terms and Conditions](#) of use.

Datasheets & Catalog Pages

BUCHANAN TERMINAL BLOCKS CATALOG - EUROSTYLE TERMINAL BLOCKS

English

1-1773458-1_EURO_STYLE_TERMINAL_BLOCKS_QRG

English

Product Specifications

Application Specification

English

Agency Approvals

UL

English