

Please be informed that the data shown in this PDF document is generated from our online catalog. Please find the complete data in the user documentation. Our general terms of use for downloads are valid.



M23, Device connector front mounting, series: CA, straight, shielded: yes, for standard and SPEEDCON interlock, No. of pos.: 6, Direction of rotation: Standard, contact connection type: Pin, Solder connection, Flat gasket, 4x Ø 3.2, flange dimensions: 25 mm x 25 mm, coding: N, Alternative product in accordance with RoHS II without Exemption 6c (Pb < 0.1 %) item no.: 1243931

Your advantages

- Safe use in the field, thanks to high degree of protection
- Connector for flexible on-site assembly
- Consistent EMC protection for reliable transmission of signals
- Solder connection: proven connection technology for various litz wires

Commercial data

Item number	1619992
Packing unit	1 pc
Minimum order quantity	1 pc
Sales key	AB31
Product key	ABRAEL
Catalog page	Page 100 (C-2-2019)
GTIN	4046356820028
Weight per piece (including packing)	31.8 g
Weight per piece (excluding packing)	28.2 g
Customs tariff number	85366990
Country of origin	DE

CA-06P1N122S00 - Device connector front mounting



1619992

<https://www.phoenixcontact.com/us/products/1619992>

Technical data

Product properties

Product type	Circular connectors (device side)
Data management status	
Article revision	08

Connector

Insulating body	
Coding	N
Insulation body material	PBT
Contact material	CuZn
Contact surface material	Ni/Au
Insertion/withdrawal cycles	100
Connection method	Solder connection
Contact switching type	Pin
Application	Signal
Number of positions	6
Direction of rotation	Standard
Connection profile	6
Rated voltage	48 V AC
	74 V DC
Rated surge voltage	1.5 kV
Overvoltage category	III
Degree of pollution	3
Contact diameter	2 mm
Litz wire cross-section	2.5 mm ²
Nominal current per signal contact	20 A

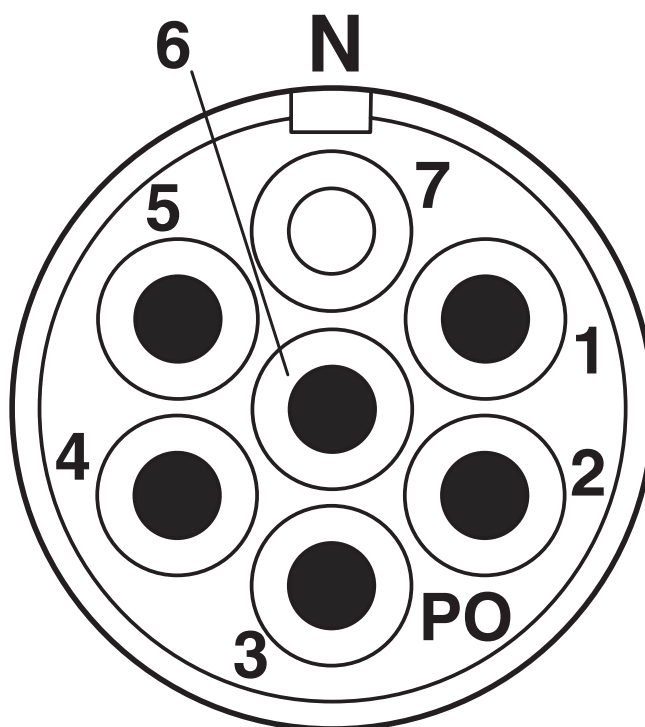
Housing	
Housing material	GD-Zn
Flange dimensions	25 mm x 25 mm
Type of locking	for standard and SPEEDCON interlock
Pg screw connection	none
Degree of protection (plugged in)	IP67
Thread type	M23

Environmental and real-life conditions

Ambient conditions	
Ambient temperature (operation)	-40 °C ... 125 °C

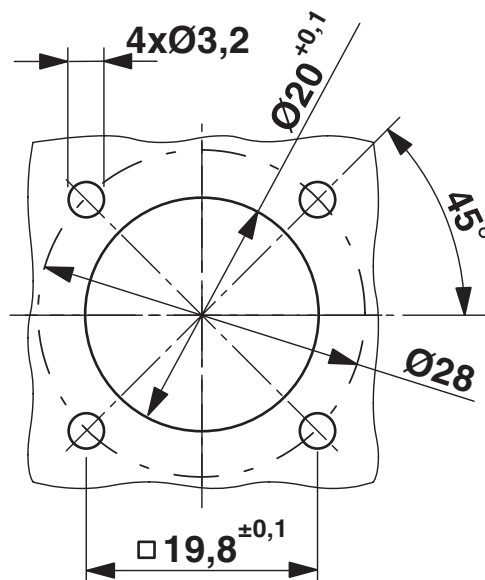
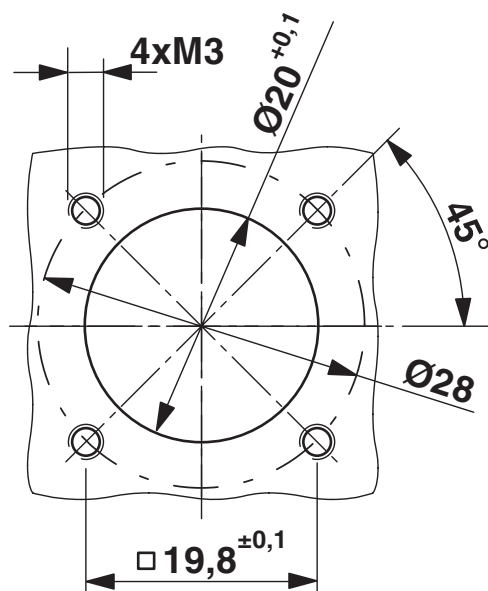
Drawings

Schematic diagram



Connector pin assignment


Dimensional drawing




Installation dimensions

Approvals

To download certificates, visit the product detail page: <https://www.phoenixcontact.com/us/products/1619992>

<div> cUL Recognized Approval ID: E335019-20141210</div>				
	Nominal voltage U_N	Nominal current I_N	Cross section AWG	Cross section mm^2
	48 V	10 A	14 - 14	-

<div> UL Recognized Approval ID: E335019-20141210</div>				
	Nominal voltage U_N	Nominal current I_N	Cross section AWG	Cross section mm^2
	48 V	20 A	14 - 14	-

cULus Recognized				
-------------------------	--	--	--	--

CA-06P1N122S00 - Device connector front mounting



1619992

<https://www.phoenixcontact.com/us/products/1619992>

Classifications

ECLASS

ECLASS-11.0	27440102
ECLASS-12.0	27440116
ECLASS-13.0	27440116

ETIM

ETIM 9.0	EC002635
----------	----------

UNSPSC

UNSPSC 21.0	39121400
-------------	----------

CA-06P1N122S00 - Device connector front mounting



1619992
<https://www.phoenixcontact.com/us/products/1619992>

Environmental product compliance

EU RoHS	
Fulfills EU RoHS substance requirements	Yes
Exemption	6(c)
China RoHS	
Environment friendly use period (EFUP)	EFUP-50
	An article-related China RoHS declaration table can be found in the download area for the respective article under "Manufacturer declaration". For all articles with EFUP-E, no China RoHS declaration table issued and required.
EU REACH SVHC	
REACH candidate substance (CAS No.)	Lead(CAS: 7439-92-1)
SCIP	9c7358e1-5960-495c-97d5-ecbce97fdd5a

Phoenix Contact 2024 © - all rights reserved
<https://www.phoenixcontact.com>

Phoenix Contact USA
586 Fulling Mill Road
Middletown, PA 17057, United States
(+717) 944-1300
info@phoenixcon.com