




Terminals & Splices > Ring Terminals



Ring Terminal Product Type: **Closed Ring Tongue Terminal**

Wire Size: **10382 – 26248 CMA**

Stud Size: **M6**

Features

Product Type Features

Shape Description	Circular/Oval
Ring Terminal Product Type	Closed Ring Tongue Terminal
Stud Size	M6
Sealable	No
Compatible With Discrete Wire Type	Stranded
Wire Insulation Support Retention Type	Insulation Support

Configuration Features

Number of Holes	1
-----------------	---

Contact Features

Contact Base Material	Brass
Barrel Type	Open
Terminal Orientation	Straight
Terminal Plating Material	Tin
Contact Underplating Material	Nickel

Mechanical Attachment

Wire Insulation Support	With
-------------------------	------



Dimensions

	.145 in
Wire Size	10382 – 26248 CMA
Stud Diameter	6.35 mm[.25 in]
Tongue Thickness	1.02 mm[.04 in]
Product Length	28.19 mm[1.11 in]
Barrel Inside Diameter	4.19 mm, 6.09 mm[.165 in][.24 in]
Compatible Insulation Diameter (Max)	7.37 mm[.29 in]
Compatible Insulation Diameter Range	3.68 – 7.37 mm[.145 – .29 in]

Usage Conditions

Insulation Option	Uninsulated
Operating Temperature Range	-40 – 110 °C[-40 – 230 °F]

Operation/Application

Compatible With Wire Base Material	Copper
------------------------------------	--------

Industry Standards

Government Qualified Terminal	No
-------------------------------	----

Packaging Features

Packaging Quantity	1200
Packaging Method	Strip/Reel

Product Compliance

For compliance documentation, visit the product page on TE.com>


EU RoHS Directive 2011/65/EU	Compliant
EU ELV Directive 2000/53/EC	Compliant
China RoHS 2 Directive MIIT Order No 32, 2016	No Restricted Materials Above Threshold
EU REACH Regulation (EC) No. 1907/2006	Current ECHA Candidate List: JUNE 2024 (241) Candidate List Declared Against: JUNE 2024 (241) Does not contain REACH SVHC
Halogen Content	Low Halogen - Br, Cl, F, I < 900 ppm per homogenous material. Also BFR/CFR/PVC Free
Solder Process Capability	Not applicable for solder process capability




Product Compliance Disclaimer

This information is provided based on reasonable inquiry of our suppliers and represents our current actual knowledge based on the information they provided. This information is subject to change. The part numbers that TE has identified as EU RoHS compliant have a maximum concentration of 0.1% by weight in homogenous materials for lead, hexavalent chromium, mercury, PBB, PBDE, DBP, BBP, DEHP, DIBP, and 0.01% for cadmium, or qualify for an exemption to these limits as defined in the Annexes of Directive 2011/65/EU (RoHS2). Finished electrical and electronic equipment products will be CE marked as required by Directive 2011/65/EU. Components may not be CE marked. Additionally, the part numbers that TE has identified as EU ELV compliant have a maximum concentration of 0.1% by weight in homogenous materials for lead, hexavalent chromium, and mercury, and 0.01% for cadmium, or qualify for an exemption to these limits as defined in the Annexes of Directive 2000/53/EC (ELV). Regarding the REACH Regulation, the information TE provides on SVHC in articles for this part number is based on the latest European Chemicals Agency (ECHA) ‘Guidance on requirements for substances in articles’ posted at this URL: <https://echa.europa.eu/guidance-documents/guidance-on-reach>


Customers Also Bought




TE Part #61866-1
RING TERMINAL CRIMP 10-6 AWG
TPBR




TE Part #42946-2
RING 12-8 AWG TPBR




TE Part #160102-2
RING TONGUE WITH IS 20-16 0.0253
TPBR




TE Part #1718230-2
1,5MM PIN HSG 5-7 POS ASSY




TE Part #2320920-2
AS16,PLUG ASSY,HT,02P,N SEAL,
CODE B



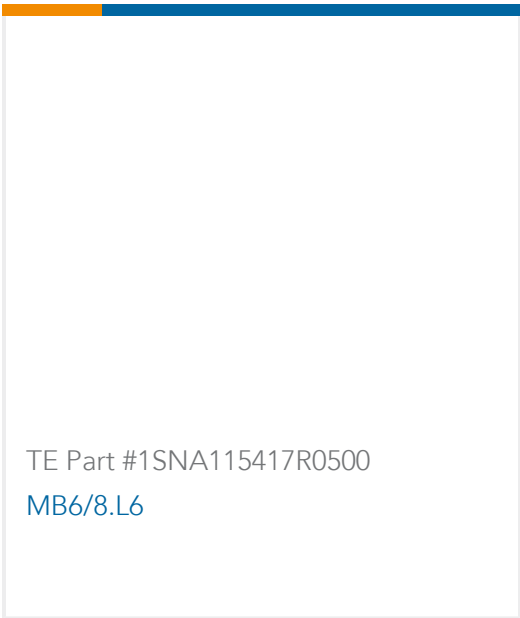
TE Part #CZ8201-000
SCL-1/2-0-2.25IN




TE Part #1823111-1
SINGLE WIRE SEAL, FOR WIRE 2.5
SQMM, BN



TE Part #52041-9
TERMINAL R PG 8 1/4



TE Part #1SNA115417R0500
MB6/8.L6



TE Part #1-968037-4
SPT A REC 6.3 Contact SWS Au

Documents

- Product Drawings
- RING CRIMP 10-6 AWG TPBR
- English
- CAD Files
- 3D PDF



3D

Customer View Model

[ENG_CVM_CVM_61868-1_P.2d_dxf.zip](#)

English

Customer View Model

[ENG_CVM_CVM_61868-1_P.3d_igs.zip](#)

English

Customer View Model

[ENG_CVM_CVM_61868-1_P.3d_stp.zip](#)

English

By downloading the CAD file I accept and agree to the [Terms and Conditions](#) of use.

Product Specifications

Engineering Report

English