




Terminals & Splices > Ring Terminals



Ring Terminal Product Type: Closed Ring Tongue Terminal

Wire Size: 202 – 810 CMA

Stud Size: #2, M2

Features

Product Type Features

Ring Terminal Product Type	Closed Ring Tongue Terminal
Stud Size	#2, M2
Sealable	No
Wire Insulation Support Retention Type	Non-Insulation Support

Configuration Features

Number of Holes	1
-----------------	---

Body Features

Product Weight	.089 g
----------------	--------

Contact Features

Barrel Type	Closed
Terminal Orientation	Straight
Terminal Plating Material	Tin

Mechanical Attachment

Wire Insulation Support	Without
-------------------------	---------

Dimensions



Wire Size	202 – 810 CMA
Stud Diameter	2.36 mm[.093 in]
Tongue Thickness	.79 mm[.031 in]
Product Length	8.36 mm[.329 in]
Barrel Inside Diameter	.89 mm[.035 in]

Usage Conditions

Insulation Option	Uninsulated
Operating Temperature Range	170 °C[338 °F]

Operation/Application

Compatible With Wire Base Material	Copper
Compatible With Wire Plating Material	Tin

Industry Standards

Government Qualified Terminal	No
-------------------------------	----

Packaging Features

Packaging Quantity	5000
Packaging Method	Tape Mounted

Other

Line	Budget
------	--------

Product Compliance

For compliance documentation, visit the product page on TE.com>

EU RoHS Directive 2011/65/EU	Compliant
EU ELV Directive 2000/53/EC	Compliant
China RoHS 2 Directive MIIT Order No 32, 2016	No Restricted Materials Above Threshold
EU REACH Regulation (EC) No. 1907/2006	Current ECHA Candidate List: JUNE 2024 (241) Candidate List Declared Against: JUNE 2024 (241) Does not contain REACH SVHC
Halogen Content	Low Halogen - Br, Cl, F, I < 900 ppm per homogenous material. Also BFR/CFR/PVC Free
Solder Process Capability	Not applicable for solder process capability

Product Compliance Disclaimer



This information is provided based on reasonable inquiry of our suppliers and represents our current actual knowledge based on the information they provided. This information is subject to change. The part numbers that TE has identified as EU RoHS compliant have a maximum concentration of 0.1% by weight in homogenous materials for lead, hexavalent chromium, mercury, PBB, PBDE, DBP, BBP, DEHP, DIBP, and 0.01% for cadmium, or qualify for an exemption to these limits as defined in the Annexes of Directive 2011/65/EU (RoHS2). Finished electrical and electronic equipment products will be CE marked as required by Directive 2011/65/EU. Components may not be CE marked. Additionally, the part numbers that TE has identified as EU ELV compliant have a maximum concentration of 0.1% by weight in homogenous materials for lead, hexavalent chromium, and mercury, and 0.01% for cadmium, or qualify for an exemption to these limits as defined in the Annexes of Directive 2000/53/EC (ELV). Regarding the REACH Regulation, the information TE provides on SVHC in articles for this part number is based on the latest European Chemicals Agency (ECHA) 'Guidance on requirements for substances in articles' posted at this URL: <https://echa.europa.eu/guidance-documents/guidance-on-reach>

Compatible Parts



TE Part # 567200-3  
APPL,HDM,TAPE 9CB W/O DIES G




TE Part # 687658-1  
APPL,HDM,TAPE 9 CB W/O DIES T


Also in the Series | SOLISTRAND Budget



Knife Disconnects(4)



Ring Terminals(108)



Spade Terminals(46)

Customers Also Bought



TE Part #321017  
TERMINAL,PIDG R 26-22 4



TE Part #1445022-4  
MICRO MNL RFCEPT HSG SINGLE R



TE Part #1981568-1  
MICRO USB, TYPE B,



TE Part #1-794606-1  
MICRO MNL RPT CNT STRP 15AU LF



TE Part #1734597-1  
1.0 WTB Terminal, Receptacle



TE Part #1470364-4  
1.0MM W T B RECPT,4POS HOUSING



TE Part #1-1776313-2  
TSB200012DS=EUROPA T-BL,14.5MM



TE Part #2-34103-1  
SOLIS R 22-16 COMM 22-18 MIL 2

Documents

Product Drawings

TERMINAL,BUDG R 26-22 2

English

CAD Files

Customer View Model

ENG\_CVM\_CVM\_2-31425-2\_V.2d\_dxf.zip

English

3D PDF

3D

Customer View Model

ENG\_CVM\_CVM\_2-31425-2\_V.3d\_stp.zip

English

Customer View Model

ENG\_CVM\_CVM\_2-31425-2\_V.3d\_igs.zip

English

By downloading the CAD file I accept and agree to the [Terms and Conditions](#) of use.