

DT04-12PB-BL11

✓ ACTIVE

TE Internal #: DT04-12PB-BL11  
Housing for Male Terminals, Wire-to-Wire, 12 Position, 4.44 mm [.175 in] Centerline, Sealable, Black, Wire & Cable, Power, Panel Mount  
[View on TE.com >](#)



Connectors > Automotive Connectors > Automotive Housings > DEUTSCH DT Receptacle Connectors



Connector System: **Wire-to-Wire**  
Number of Positions: **12**  
Connector & Housing Type: **Housing for Male Terminals**  
Centerline (Pitch): **4.44 mm [.175 in]**  
Sealable: **Yes**

[All DEUTSCH DT Receptacle Connectors \(247\)](#)

Features

Product Type Features

Mixed & Hybrid Connector	No
Connector Shape	Rectangular
Connector System	Wire-to-Wire
Connector & Housing Type	Housing for Male Terminals
Sealable	Yes
Connector & Contact Terminates To	Wire & Cable
Primary Locking Feature	Integrated in Housing

Configuration Features

Blank Cavity Position	0
Connector Modification	Sealed Flange, End Cap
Connector Seal Code	E Seal
Number of Positions	12
Number of Rows	2



Electrical Characteristics

Operating Voltage	250 VAC
Nominal Voltage Architecture	250 V

Body Features

Cable Exit Angle	180°
Primary Product Color	Black
Connector & Keying Code	B

Contact Features

Contact Size	Size 16
Contact Type	Pin
Mating Pin Diameter	1.59 mm[.063 in]
Contact Current Rating (Max)	13 A

Mechanical Attachment

Terminal Position Assurance	Yes
Strain Relief	Add By Accessory
Mating Alignment Type	Keyed
Mating Alignment	With
Connector Mounting Type	Panel Mount

Housing Features

Housing Material	PA GF
Centerline (Pitch)	4.44 mm[.175 in]

Dimensions

Connector Height	44.07 mm[1.735 in]
Product Width	88.34 mm[3.478 in]
Product Length	52.37 mm[2.062 in]
Row-to-Row Spacing	4.45 mm[.175 in]
Compatible Insulation Diameter Range	1.35 – 3.05 mm[.053 – .12 in]

Usage Conditions

Operating Temperature (Max)	125 °C[257 °F]
Operating Temperature Range	-55 – 125 °C[-67 – 257 °F]

Operation/Application

Circuit Application	Power
---------------------	-------



Industry Standards

Degree of Protection	IP68, IP6K9K
Compatible With Agency/Standards Products	SAE J2030
UL Flammability Rating	12mm Flame Test per Standard UL-94

Packaging Features

Packaging Quantity	100
Packaging Method	Box

Other

Serviceable	Yes
Connector Position Assurance Capable	No

Product Compliance

For compliance documentation, visit the product page on [TE.com](#)>

EU RoHS Directive 2011/65/EU	Compliant
EU ELV Directive 2000/53/EC	Compliant
China RoHS 2 Directive MIIT Order No 32, 2016	No Restricted Materials Above Threshold
EU REACH Regulation (EC) No. 1907/2006	Current ECHA Candidate List: JUNE 2024 (241) Candidate List Declared Against: JAN 2024 (240) SVHC > Threshold: Octamethylcyclotetrasiloxane (D4) (.5% in Component Part) Dodecamethylcyclohexasiloxane (D6) (.5% in Component Part) Decamethylcyclopentasiloxane (D5) (.5% in Component Part) <b>Article Safe Usage Statements:</b> Wash thoroughly after handling. Recycle if possible and dispose of the article by following all applicable governmental regulations relevant to your geographic location.
Halogen Content	Not Low Halogen - contains Br or Cl > 900 ppm.
Solder Process Capability	Not reviewed for solder process capability












Product Compliance Disclaimer

This information is provided based on reasonable inquiry of our suppliers and represents our current actual knowledge based on the information they provided. This information is subject to change. The part numbers that TE has identified as EU RoHS compliant have a maximum concentration of 0.1% by weight in homogenous materials for lead, hexavalent chromium, mercury, PBB, PBDE, DBP, BBP, DEHP, DIBP, and 0.01% for cadmium, or qualify for an exemption to these limits as defined in the Annexes of Directive 2011/65/EU (RoHS2). Finished electrical and electronic equipment products will be CE marked as required by Directive 2011/65/EU. Components may not be CE marked. Additionally, the part numbers that TE has identified as EU ELV compliant have a maximum concentration of 0.1% by weight in homogenous







materials for lead, hexavalent chromium, and mercury, and 0.01% for cadmium, or qualify for an exemption to these limits as defined in the Annexes of Directive 2000/53/EC (ELV). Regarding the REACH Regulation, the information TE provides on SVHC in articles for this part number is based on the latest European Chemicals Agency (ECHA) 'Guidance on requirements for substances in articles' posted at this URL: <https://echa.europa.eu/guidance-documents/guidance-on-reach>

Compatible Parts

 <p>TE Part # CAT-D487-P729 Dust Caps — DEUTSCH DT</p>	 <p>TE Part # CAT-J41-DDPC DEUTSCH DT Plug Connectors</p>	 <p>TE Part # CAT-D48-ST273 DEUTSCH Solid Contacts</p>	 <p>TE Part # W12P WEDGE LOCK, 12P, REC, GRN, DT</p>
 <p>TE Part # CAT-D48-SP729 DEUTSCH Sealing Plugs</p>	 <p>TE Part # CAT-J67-DSCC16 DEUTSCH Size 16 Crimp Contacts</p>	 <p>TE Part # DT-RT1 EXT TOOL, FRONT RELEASE</p>	 <p>TE Part # 2300908-1 0460-003-16329, PIN, SOLID, 20-24AWG, AU</p>
 <p>TE Part # 776364-1 SEALING PLUG, SZ 20 CAVITY</p>	 <p>TE Part # DT06-12SB-CE18 PLG, 12P, BLK, E, SEAL RET, ENH KEY, RCAP, B</p>	 <p>TE Part # CAT-D48-SFT273 DEUTSCH Stamped and Formed Contacts</p>	


Customers Also Bought

 <p>TE Part #HDP24-18-14PE REC, 14P, BLK, E, 16, P</p>	 <p>TE Part #DT06-12SA-CE12 PLG, 12P, BLK, E, SEAL RET, ENH KEY, XCAP, A</p>	 <p>TE Part #2411-002-1805 PANEL NUT, SIZE 18, HDP</p>	 <p>TE Part #172339-1 MINI UMNL PLUG HOUSING 6P</p>
---	---	---	--






TE Part #2-1825136-7  
A101P3ZQ04



TE Part #342106-1  
22-16 F.E.P.G. RING TONGUE 5/1



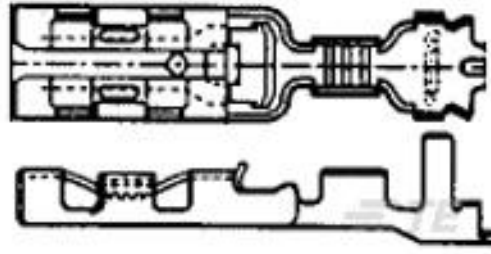
TE Part #1-1721150-3  
ORWH-SH-112D1F,000



TE Part #D00409-000  
RNF-100-MINI-SPL-3/64-BK



TE Part #DT04-12PC-LE01  
REC, 12P, GRN, N, CAP, FLANGE, C



TE Part #353249-2  
110 PL EX REC. 26-22AWG PTPHBZ

Documents

Product Drawings

REC, 12P, BLK, E, ENH KEY, CAP, FLANGE,B

English

CAD Files

3D PDF

3D

Customer View Model

ENG\_CVM\_CVM\_DT04-12PB-BL11\_C.2d\_dxf.zip

English

Customer View Model

ENG\_CVM\_CVM\_DT04-12PB-BL11\_C.3d\_igs.zip

English

Customer View Model

ENG\_CVM\_CVM\_DT04-12PB-BL11\_C.3d\_stp.zip

English

By downloading the CAD file I accept and agree to the [Terms and Conditions](#) of use.

Datasheets & Catalog Pages

CONNECTOR SELECTOR

English

Product Specifications

Application Specification

English

Agency Approvals

UL Report

DT04-12PB-BL11

Housing for Male Terminals, Wire-to-Wire, 12 Position, 4.44 mm [.175 in] Centerline,  
Sealable, Black, Wire & Cable, Power, Panel Mount



English