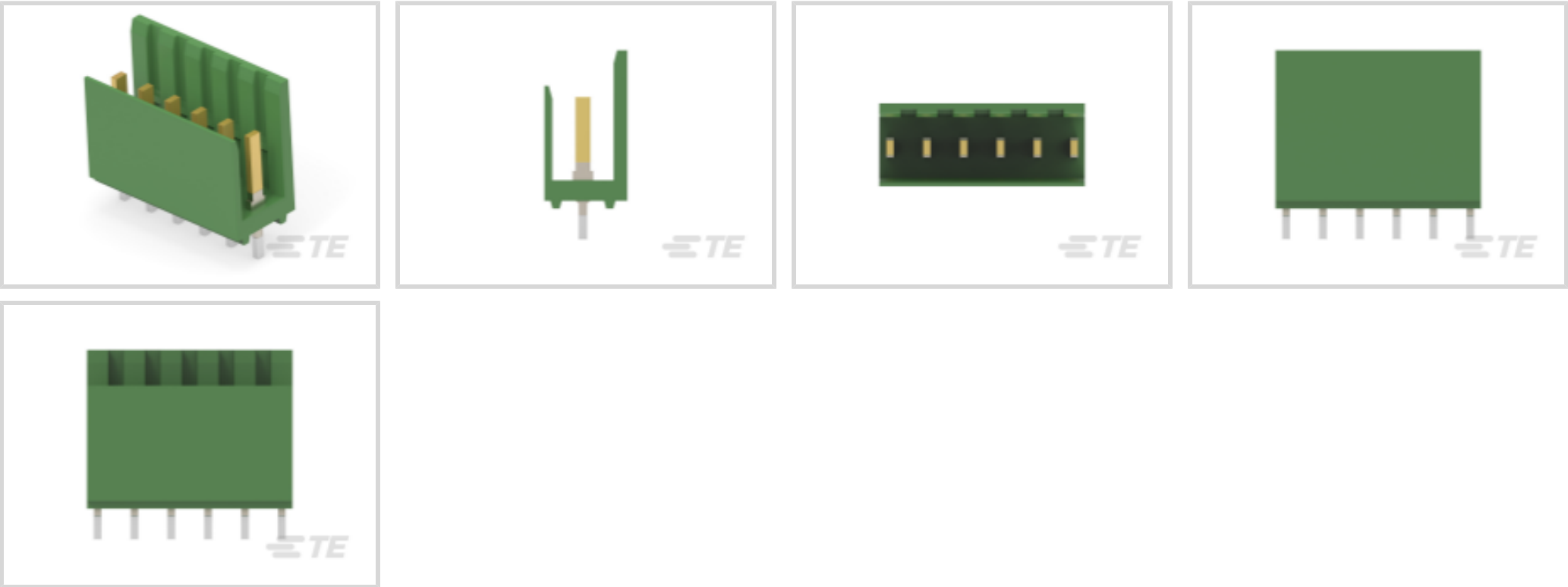




Connectors > PCB Connectors > PCB Headers & Receptacles



PCB Connector Assembly Type: **PCB Mount Header**

PCB Mount Orientation: **Vertical**

Connector System: **Board-to-Board**

Number of Positions: **6**

Number of Rows: **1**

Features

Product Type Features

PCB Connector Assembly Type	PCB Mount Header
Connector System	Board-to-Board
Header Type	Partially Shrouded
Connector & Contact Terminates To	Printed Circuit Board

Configuration Features

Connector Contact Load Condition	Fully Loaded
PCB Mount Orientation	Vertical
Number of Positions	6
Number of Rows	1
Board-to-Board Configuration	Parallel

Electrical Characteristics

Dielectric Withstanding Voltage (Max)	750 VACrms
---------------------------------------	------------

Body Features

Connector Profile	Standard
-------------------	----------



Primary Product Color	Green
Contact Features	
Contact Mating Area Length	10 mm[.393 in]
Mating Tab Width	1.6 mm[.063 in]
Mating Tab Thickness	.79 mm[.031 in]
PCB Contact Termination Area Plating Material	Tin
Contact Base Material	Brass
Contact Mating Area Plating Material	Gold
Contact Mating Area Plating Material Thickness	.38 µm[15 µin]
Contact Type	Pin
Contact Current Rating (Max)	3 A
Termination Features	
Rectangular Termination Post & Tail Thickness	.8 mm[.031 in]
Rectangular Termination Post & Tail Width	.9 mm[.035 in]
Termination Post & Tail Length	3.3 mm
Termination Method to PCB	Through Hole - Solder
Mechanical Attachment	
Mating Alignment	With
Mating Alignment Type	Polarization
PCB Mount Retention	Without
Connector Mounting Type	Board Mount
Housing Features	
Centerline (Pitch)	3.96 mm[.156 in]
Housing Material	Polycarbonate GF
Usage Conditions	
Operating Temperature Range	-65 – 105 °C[-85 – 221 °F]
Operation/Application	
Circuit Application	Signal
Industry Standards	
Compatible With Approved Standards Products	CSA LR7189, UL E28476
UL Flammability Rating	UL 94V-0



Packaging Features

Packaging Quantity	500
Packaging Method	Carton

Product Compliance

For compliance documentation, visit the product page on [TE.com](#)>

EU RoHS Directive 2011/65/EU	Compliant
EU ELV Directive 2000/53/EC	Compliant
China RoHS 2 Directive MIIT Order No 32, 2016	No Restricted Materials Above Threshold
EU REACH Regulation (EC) No. 1907/2006	Current ECHA Candidate List: JUNE 2024 (241) Candidate List Declared Against: JUNE 2024 (241) SVHC > Threshold: Perfluorobutane sulfonic acid (PFBS) and its salts (.16% in Component Part) <b>Article Safe Usage Statements:</b> Do not eat, drink or smoke when using this product. Wash thoroughly after handling. Recycle if possible and dispose of the article by following all applicable governmental regulations relevant to your geographic location.
Halogen Content	Low Bromine/Chlorine - Br and Cl < 900 ppm per homogenous material. Also BFR /CFR/PVC Free
Solder Process Capability	Wave solder capable to 265°C

Product Compliance Disclaimer

This information is provided based on reasonable inquiry of our suppliers and represents our current actual knowledge based on the information they provided. This information is subject to change. The part numbers that TE has identified as EU RoHS compliant have a maximum concentration of 0.1% by weight in homogenous materials for lead, hexavalent chromium, mercury, PBB, PBDE, DBP, BBP, DEHP, DIBP, and 0.01% for cadmium, or qualify for an exemption to these limits as defined in the Annexes of Directive 2011/65/EU (RoHS2). Finished electrical and electronic equipment products will be CE marked as required by Directive 2011/65/EU. Components may not be CE marked. Additionally, the part numbers that TE has identified as EU ELV compliant have a maximum concentration of 0.1% by weight in homogenous materials for lead, hexavalent chromium, and mercury, and 0.01% for cadmium, or qualify for an exemption to these limits as defined in the Annexes of Directive 2000/53/EC (ELV). Regarding the REACH Regulation, the information TE provides on SVHC in articles for this part number is based on the latest European Chemicals Agency (ECHA) 'Guidance on requirements for substances in articles' posted at this URL: <https://echa.europa.eu/guidance-documents/guidance-on-reach>

Compatible Parts





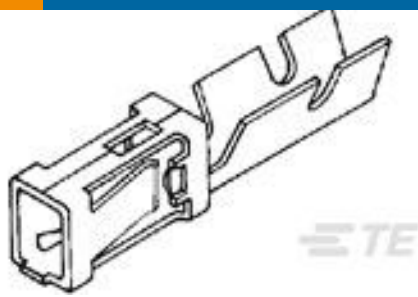
TE Part # 280592  
AMPMODU I RECEPTACLE HOUSING.



TE Part # 182198-1  
MOD 1 CONTACT




TE Part # 181299-2  
MOD 1 CONTACT REC




TE Part # 181299-1  
MOD I CRIMP CONTACT


Also in the Series | AMPMODU MOD 1



Automotive Terminals(4)




Board-to-Board Jumpers & Shunts(5)



Connector Contacts(106)




Connector Hardware(2)



Insertion & Extraction Tools(1)



PCB Headers & Receptacles(341)

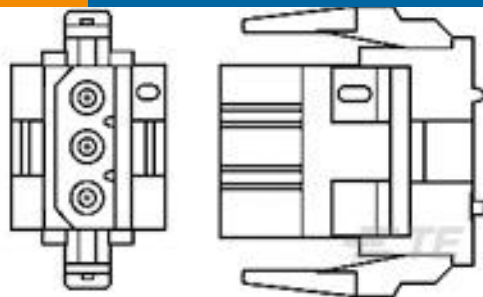


Wire-to-Board Connector Assemblies & Housings(20)


Customers Also Bought



TE Part #1879073-1  
Power Resistor: Aluminum Housed, 75 Watt



TE Part #1-640518-0  
03P MR II PLUG HSG



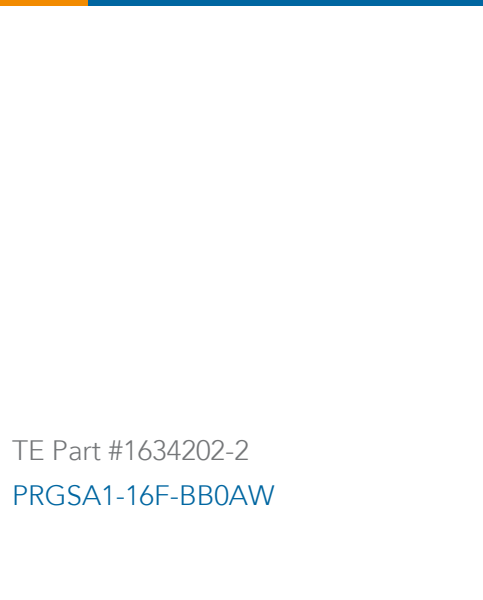
TE Part #280520-2  
12P AMPMODU II SHRD HDR, ST, 0.38 AU



TE Part #826469-8  
2X8P MOD II SHROUDED HEADER, ST AU



TE Part #3-2176328-5  
CRGP 1206 6K8 1%



TE Part #1634202-2  
PRGSA1-16F-BB0AW



Documents

CAD Files

3D PDF

3D

Customer View Model

ENG\_CVM\_CVM\_280611-2\_L\_c-280611-2-l.2d\_dxf.zip

English

Customer View Model

ENG\_CVM\_CVM\_280611-2\_L\_c-280611-2-l.3d\_igs.zip

English

Customer View Model

ENG\_CVM\_CVM\_280611-2\_L\_c-280611-2-l.3d\_stp.zip

English

By downloading the CAD file I accept and agree to the [Terms and Conditions](#) of use.

Agency Approvals

UL Report

English