

TE Internal #: 6116151-1
2 x 1, Single Port, RJ45 over Dual USB, Low Profile, Combo Jacks,
Standard Connector Contact Density, Jack, Shielded, Inverted -
Latch Up, Combo Jacks
[View on TE.com >](#)



Connectors > Modular Jacks & Plugs > Combo Jacks



Port Matrix Configuration: **2 x 1**
Port Configuration: **Single Port**
Modular Jack & Plug Interface Type: **RJ45 over Dual USB**
Connector Profile: **Low**
Modular Jacks & Plugs Products: **Combo Jacks**

Features

Product Type Features

Connectors & Connector Components Type	Connector
Connector & Contact Terminates To	Printed Circuit Board
Modular Jack & Plug Interface Type	RJ45 over Dual USB
Modular Jacks & Plugs Products	Combo Jacks
Modular Connector Style	Jack
Grounding Options	PCB Ground
Connector System	Cable-to-Board

Configuration Features

Number of PCB Ground Tabs	4
Multiple Port Configuration	Stacked
PCB Mount Orientation	Right Angle
Port Matrix Configuration	2 x 1
Port Configuration	Single Port
Connector Contact Density	Standard
Number of Positions	4, 8
Number of Loaded Positions	4, 8

Body Features

Connector Profile	Low
Modular Jack Latch Orientation	Inverted - Latch Up



Shield Material	Copper Zinc Alloy
Shield Plating Material	Tin over Copper

Contact Features

Contact Underplating Material	Nickel
Contact Base Material	Phosphor Bronze
Contact Current Rating (Max)	1.5 A
PCB Contact Termination Area Plating Material	Tin

Termination Features

Termination Method to PCB	Through Hole - Solder
---------------------------	-----------------------

Mechanical Attachment

Connector Mounting Type	Board Mount
-------------------------	-------------

Housing Features

Housing Color	Black
Housing Material	High Temperature Nylon
Centerline (Pitch)	1.02 mm, 2 mm, 2.5 mm[.04 in][.07 in][.09 in]

Dimensions

	1.135 in
PCB Thickness (Recommended)	1.57 mm[.062 in]

Usage Conditions

Operating Temperature Range	-40 – 85 °C[-40 – 185 °F]
-----------------------------	---------------------------

Operation/Application

Indicator Type	Not Illuminated
Circuit Application	Signal
Shielded	Yes

Industry Standards

UL Flammability Rating	UL 94V-0
Performance Category	Cat 5

Packaging Features

Packaging Quantity	36
Packaging Method	Box



Product Compliance

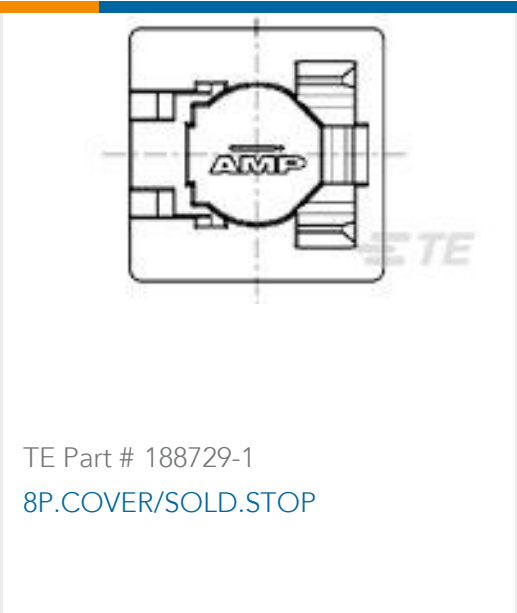
For compliance documentation, visit the product page on TE.com>

EU RoHS Directive 2011/65/EU	Compliant
EU ELV Directive 2000/53/EC	Compliant
China RoHS 2 Directive MIIT Order No 32, 2016	No Restricted Materials Above Threshold
EU REACH Regulation (EC) No. 1907/2006	Current ECHA Candidate List: JUNE 2024 (241) Candidate List Declared Against: JUNE 2024 (241) Does not contain REACH SVHC
Halogen Content	Not Low Halogen - contains Br or Cl > 900 ppm.
Solder Process Capability	Wave solder capable to 265°C

Product Compliance Disclaimer


This information is provided based on reasonable inquiry of our suppliers and represents our current actual knowledge based on the information they provided. This information is subject to change. The part numbers that TE has identified as EU RoHS compliant have a maximum concentration of 0.1% by weight in homogenous materials for lead, hexavalent chromium, mercury, PBB, PBDE, DBP, BBP, DEHP, DIBP, and 0.01% for cadmium, or qualify for an exemption to these limits as defined in the Annexes of Directive 2011/65/EU (RoHS2). Finished electrical and electronic equipment products will be CE marked as required by Directive 2011/65/EU. Components may not be CE marked. Additionally, the part numbers that TE has identified as EU ELV compliant have a maximum concentration of 0.1% by weight in homogenous materials for lead, hexavalent chromium, and mercury, and 0.01% for cadmium, or qualify for an exemption to these limits as defined in the Annexes of Directive 2000/53/EC (ELV). Regarding the REACH Regulation, the information TE provides on SVHC in articles for this part number is based on the latest European Chemicals Agency (ECHA) 'Guidance on requirements for substances in articles' posted at this URL: <https://echa.europa.eu/guidance-documents/guidance-on-reach>

Compatible Parts




Customers Also Bought







TE Part #788862-1
PT30 XFP CONNECTOR




TE Part #1-1622825-6
RL73K 3A R22 5% 1K RL




TE Part #4-1609154-9
PE0S0SMXE=C7103



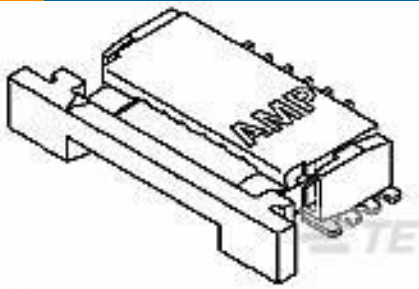
TE Part #1614882-3
CPF0603 E 0.1% 1K0 1K RL




TE Part #5103310-1
A/L LOW PRO HDR 10P RA BLACK




TE Part #3-5353652-6
.5FHP08H,440,B,GIG,08/Sn,HT,NSYes




TE Part #1-84952-0
1MM FPC HORZ.BTTM CONT.ASS.10P



TE Part #4-1676481-7
CPF 0603 470R 0.1% 25PPM 1K RL



TE Part #1614881-3
CPF 0603 100R 0.1% 25PPM 1K RL



TE Part #DT13-12PB
HDR, 12P, BLK, RA, NI/CU, B

Documents

CAD Files

3D PDF

English

Customer View Model

ENG_CVM_6116151-1_B.2d_dxf.zip

English

Customer View Model

ENG_CVM_6116151-1_B.3d_igs.zip

English

Customer View Model

ENG_CVM_6116151-1_B.3d_stp.zip

English

By downloading the CAD file I accept and agree to the [Terms and Conditions](#) of use.

Datasheets & Catalog Pages

82066 Modular Jacks and MRJ21 Product catalog - Stacked Modular Jacks section

English

Product Specifications



Application Specification

English