




Connectors > Contacts > Connector Contacts



Contact Type: **Pin**

Contact Mating Area Plating Material: **Gold**

Wire Contact Termination Area Plating Material: **Gold**

Compatible With Wire & Cable Type: **Discrete Wire**

Wire Size: **26 – 22 AWG**

Features

Product Type Features

Discrete Wire Type	Solid or Stranded
Sealable	No

Configuration Features

Compatible With Wire & Cable Type	Discrete Wire
-----------------------------------	---------------

Electrical Characteristics

Contact Resistance	5 mΩ
--------------------	------

Contact Features

Contact Shape & Form	Round
Contact Mating Area Plating Material Finish	Bright
Contact Underplating Material	Copper
Contact Type	Pin
Contact Mating Area Plating Material	Gold
Wire Contact Termination Area Plating Material	Gold
Contact Base Material	Brass



Contact Current Rating (Max)10 A

Termination Features

Termination Method to Wire & Cable	Crimp
Product Terminates To	Wire & Cable

Dimensions

Wire Size	.13 – .33 mm²
-----------	---------------

Operation/Application

Compatible With Wire Base Material	Copper
Circuit Application	Power & Signal

Product Compliance

For compliance documentation, visit the product page on TE.com>

EU RoHS Directive 2011/65/EU	Compliant with Exemptions
EU ELV Directive 2000/53/EC	Compliant with Exemptions
China RoHS 2 Directive MIIT Order No 32, 2016	Restricted Materials Above Threshold
EU REACH Regulation (EC) No. 1907/2006	Current ECHA Candidate List: JUNE 2024 (241) Candidate List Declared Against: JUNE 2024 (241) SVHC > Threshold: Pb (3.7% in Component Part) Article Safe Usage Statements: Do not eat, drink or smoke when using this product. Wash thoroughly after handling. Recycle if possible and dispose of the article by following all applicable governmental regulations relevant to your geographic location.
Halogen Content	Low Halogen - Br, Cl, F, I < 900 ppm per homogenous material. Also BFR/CFR/PVC Free
Solder Process Capability	Not reviewed for solder process capability

Product Compliance Disclaimer

This information is provided based on reasonable inquiry of our suppliers and represents our current actual knowledge based on the information they provided. This information is subject to change. The part numbers that TE has identified as EU RoHS compliant have a maximum concentration of 0.1% by weight in homogenous materials for lead, hexavalent chromium, mercury, PBB, PBDE, DBP, BBP, DEHP, DIBP, and 0.01% for cadmium, or qualify for an exemption to these limits as defined in the Annexes of Directive 2011/65/EU (RoHS2). Finished electrical and electronic equipment products will be CE marked as required by Directive 2011/65/EU. Components may not be CE marked. Additionally, the part numbers that TE has identified as EU ELV compliant have a maximum concentration of 0.1% by weight in homogenous materials for lead, hexavalent chromium, and mercury, and 0.01% for cadmium, or qualify for an exemption to these limits as defined in the Annexes of Directive 2000/53/EC (ELV). Regarding the REACH Regulation, the information TE provides on SVHC in articles for this part number is based on the latest European Chemicals Agency (ECHA) 'Guidance on requirements for substances in articles' posted at this URL: https://echa.europa.eu/guidance-documents/guidance-on-reach



Compatible Parts

TE Part # T2020642101-000
HD-064-M

TE Part # T2020012002-000
DDF-0.3

Also in the Series | **HDC HDD**

Connector Contacts(24)

Rectangular Contact Inserts(15)

Customers Also Bought

TE Part #1-66100-9
III+ SKT,18-16,TIN ,STRIP

TE Part #2813813003
44/7031-20-0

TE Part #2334542-6
MB PLUS HEADER 2P+5S

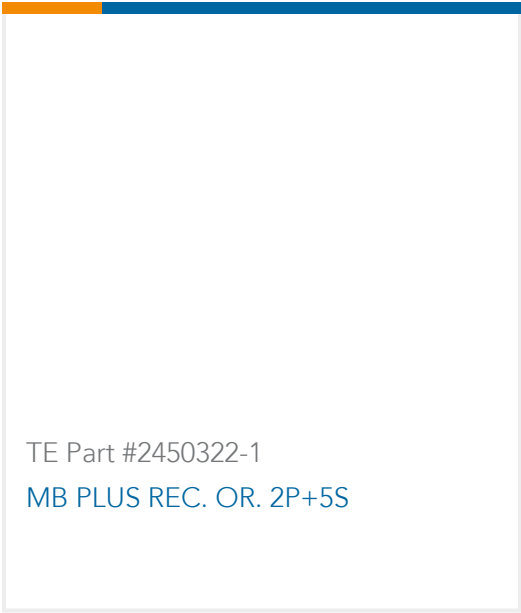
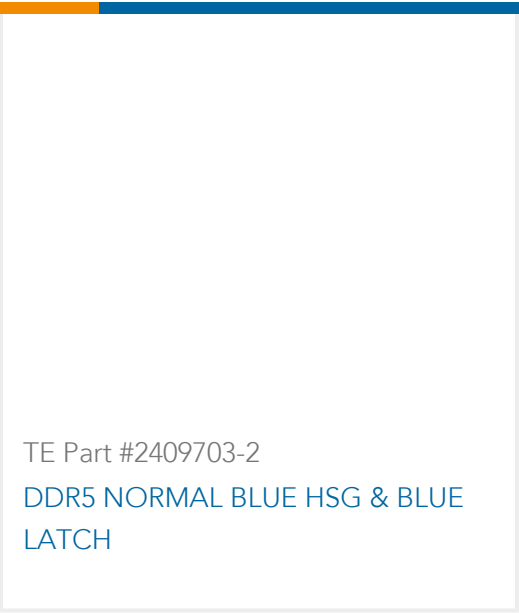
TE Part #1-2331813-6
CABLE REC ASSY, 84 P, VERT, SLIVER 2.0

TE Part #2-2322024-8
MBXLE VERTICAL HDR,2ACP4S2ACP, HF

TE Part #2357859-2
CA, RA CCJ TO R TERMINAL QUANTA 500

TE Part #1-2332141-3
RECEPTACLE ASSY, 56POS, VERT, SLIVER 2.0

TE Part #2409703-1
DDR5 NORMAL BALCK HSG & BLACK LATCH



Documents

Product Drawings

DDM-0.3

English

CAD Files

3D PDF

3D

Customer View Model

ENG_CVM_CVM_T2020011002-000_A.2d_dxf.zip

English

Customer View Model

ENG_CVM_CVM_T2020011002-000_A.3d_igs.zip

English

Customer View Model

ENG_CVM_CVM_T2020011002-000_A.3d_stp.zip

English

By downloading the CAD file I accept and agree to the [Terms and Conditions](#) of use.

Datasheets & Catalog Pages

Heavy Duty Connectors

English

HEAVY DUTY CONNECTORS

English

HEAVY DUTY CONNECTORS

Japanese

Product Specifications

Application Specification

English