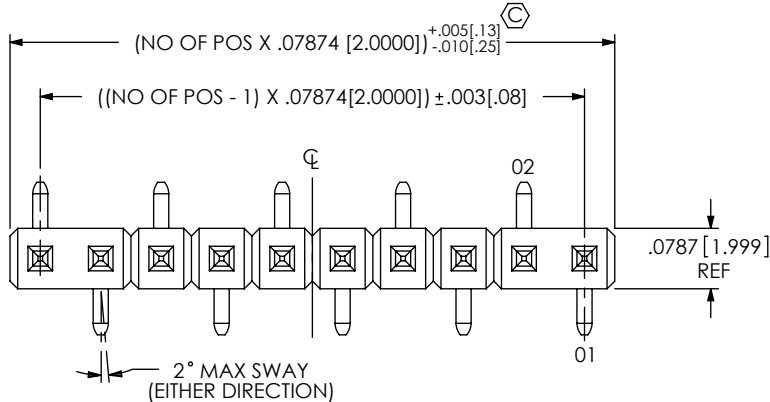


DO NOT
SCALE FROM
THIS PRINT



MMT-1XX-XX-X-XV-XX-XX-XX

No OF POSITIONS
-02 THRU -36
(PER ROW)

LEAD STYLE
SEE TABLE 1

PLATING SPECIFICATION
-T: MATTE TIN CONTACT AND TAIL
-S: 30μ" SELECTIVE GOLD IN CONTACT AREA, MATTE TIN ON TAIL
-L: 15μ" SELECTIVE GOLD IN CONTACT AREA, MATTE TIN ON TAIL
-F: 3μ" SELECTIVE GOLD IN CONTACT AREA, MATTE TIN ON TAIL

BODY SPECIFICATION
-SV: SINGLE (USE 2TS-XX-SV-X)
-DV: DOUBLE (USE 2TS-XX-D-X)

OPTION
-P: PICK & PLACE PAD
(SEE FIG 6, SHT 3)
-TR: TAPE & REEL

OPTION
POLARIZED (SPECIFY POS -XX AS POS TO BE OMITTED)

OPTION
-LC: LOCKING CLIP (SEE NOTE 5)
(USE LC-05-TM; SEE FIG 4 & 5, SHT 3)
-A: ALIGNMENT PIN
(SEE FIG 3, SHT 2)
(FOR -DV USE 2TS-XX-DV-A)
(FOR -SV USE 2TS-XX-SV-A)

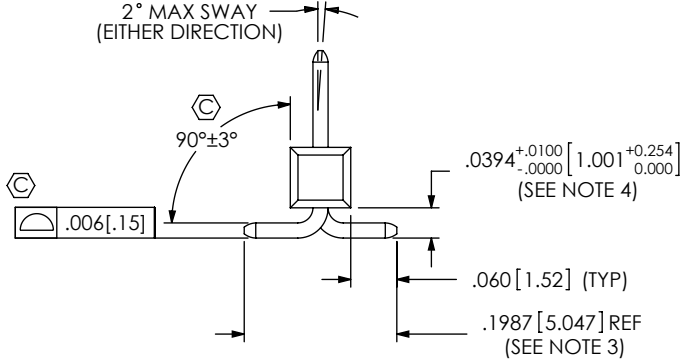
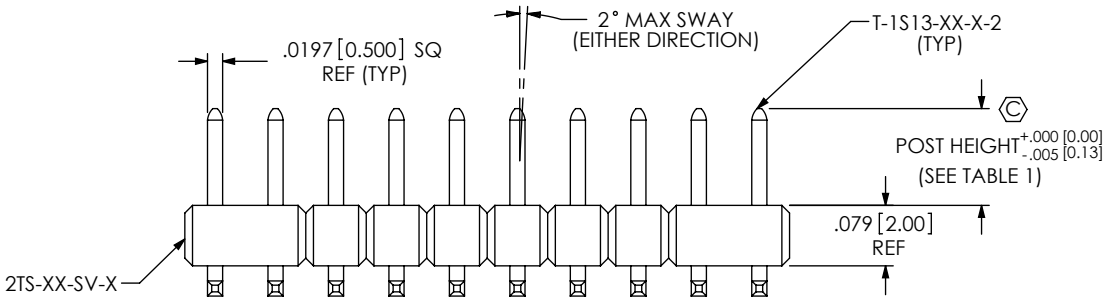
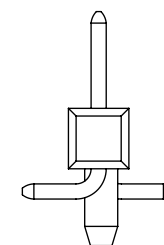
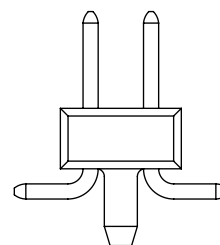
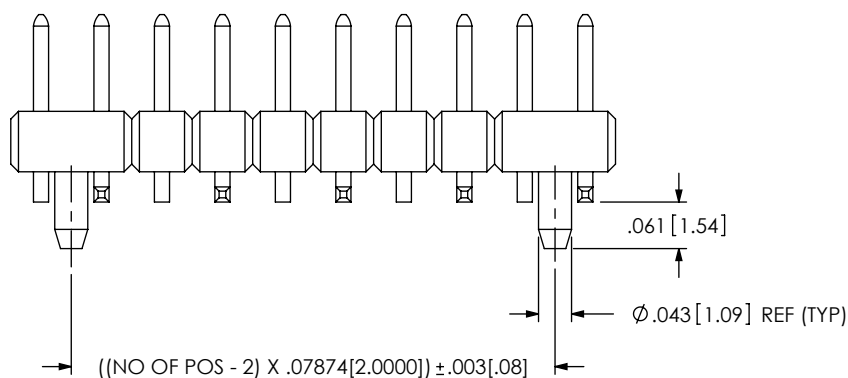
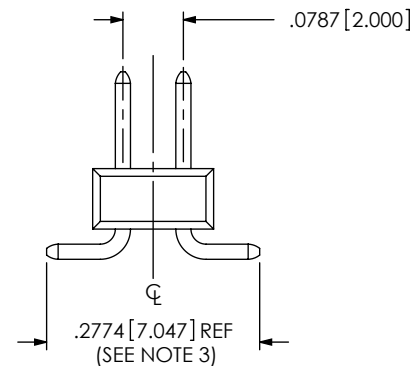
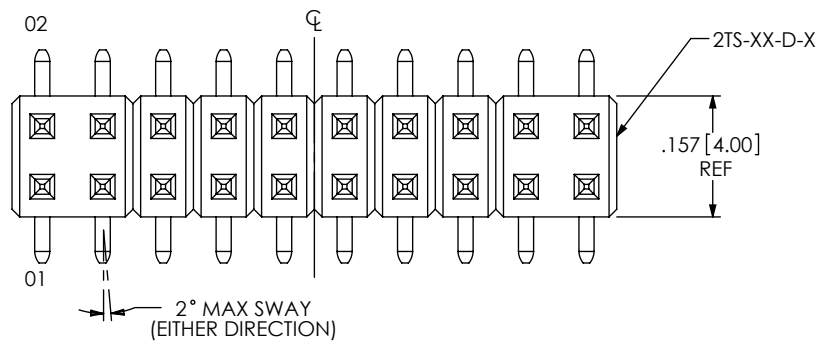


FIG 1
MMT-110-01-X-SV SHOWN

TABLE 1			
LEAD STYLE	PIN	OVERALL LENGTH	POST HEIGHT
-01	T-1S13-20-X-2	.323 [8.20]	.126 [3.20]
-02	T-1S13-20-X-2	.323 [8.20] (SEE NOTE 3)	.075 [1.91]

- NOTES:
1. Ⓢ REPRESENTS A CRITICAL DIMENSION.
 2. MINIMUM PUSHOUT FORCE: 2 LB.
 3. TAILS WILL BE SHEARED ON -02 LEAD STYLE.
 4. MEASURED FROM BEND.
 5. DUE TO THE HIGH AMOUNT OF INSERTION FORCE NEEDED, THE -LC OPTION IS NOT COMPATIBLE WITH AUTO PLACEMENT. SAMTEC RECOMMENDS MANUAL PLACEMENT FOR ALL ASSEMBLIES WITH THE -LC OPTION.

UNLESS OTHERWISE SPECIFIED, DIMENSIONS ARE IN INCHES. TOLERANCES ARE: DECIMALS ANGLES .XX: ±.01 [0.3] 2° .XXX: ±.005 [0.13] .XXXX: ±.0020 [0.051]		PROPRIETARY NOTE THIS DOCUMENT CONTAINS INFORMATION CONFIDENTIAL AND PROPRIETARY TO SAMTEC, INC. AND SHALL NOT BE REPRODUCED OR TRANSFERRED TO OTHER DOCUMENTS OR DISCLOSED TO OTHERS OR USED FOR ANY PURPOSE OTHER THAN THAT WHICH IT WAS OBTAINED WITHOUT THE EXPRESSED WRITTEN CONSENT OF SAMTEC, INC.	 520 PARK EAST BLVD, NEW ALBANY, IN 47150 PHONE: 812-944-6733 FAX: 812-948-5047 e-Mail: info@SAMTEC.com code 55322
MATERIAL: DO NOT SCALE DRAWING SHEET SCALE: 4:1		DESCRIPTION: 2 mm TERMINAL SV/DV	
INSULATOR: LCP, UL 94 VO, COLOR: BLACK TERMINAL: PHOS BRONZE		DWG. NO. MMT-1XX-XX-X-XV-XX-XX-XX	
F:\DWG\MISC\MTG\MMT-1XX-XX-X-XV-XX-XX-XX-MKT.SLDDRW		BY: GREG R 06/22/1992	
		SHEET 1 OF 3	



PROPRIETARY NOTE
THIS DOCUMENT CONTAINS INFORMATION
CONFIDENTIAL AND PROPRIETARY TO
SAMTEC, INC. AND SHALL NOT BE REPRODUCED
OR TRANSFERRED TO OTHER DOCUMENTS OR
DISCLOSED TO OTHERS OR USED FOR ANY
PURPOSE OTHER THAN THAT WHICH IT WAS
OBTAINED WITHOUT THE EXPRESSED WRITTEN
CONSENT OF SAMTEC, INC.

DO NOT SCALE DRAWING

SHEET SCALE: 4:1

samtec

520 PARK EAST BLVD, NEW ALBANY, IN 47150
PHONE: 812-944-6733 FAX: 812-948-5047
e-Mail: info@SAMTEC.com code 55322

DESCRIPTION:
2 mm TERMINAL SV/DV

DWG. NO.
MMT-1XX-XX-X-XV-XX-XX-XX

BY: GREG R 06/22/1992 SHEET 2 OF 3

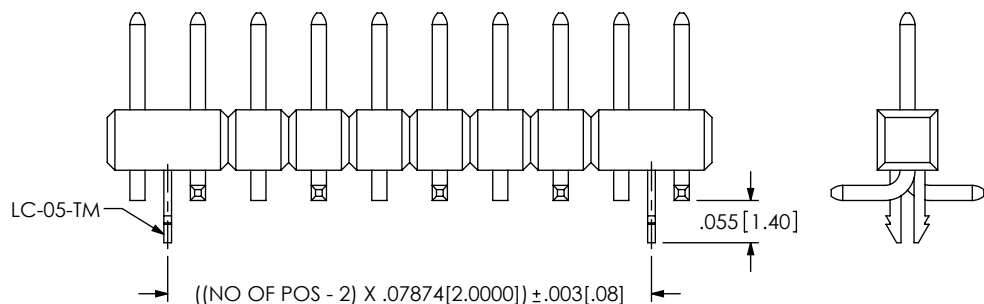


FIG 4
-LC: LOCKING CLIP
MMT-110-01-X-SV-LC SHOWN
(DIFFERENT AS SHOWN, OTHERWISE SAME AS FIG 1)

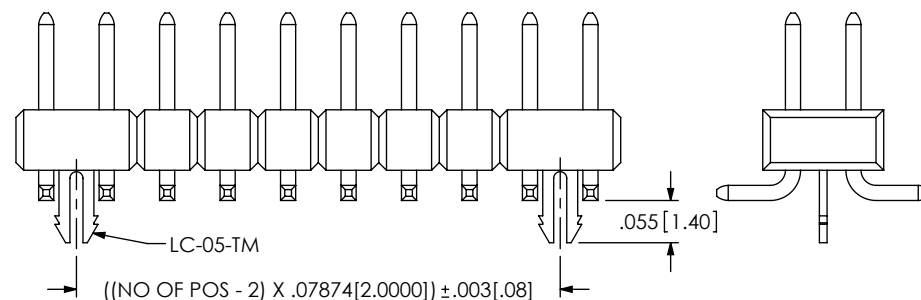


FIG 5
-LC: LOCKING CLIP
MMT-110-01-X-DV-LC SHOWN
(DIFFERENT AS SHOWN, OTHERWISE SAME AS FIG 1)

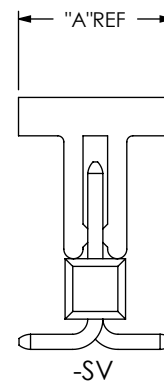
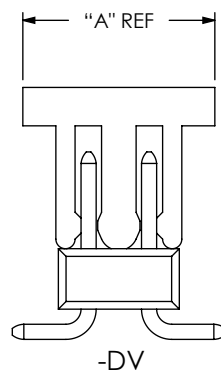
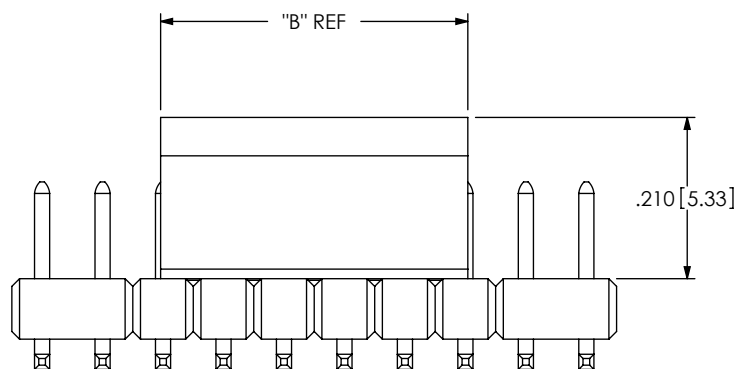


FIG 6 ☒
-P: PICK & PLACE PAD OPTION
MMT-110-01-X-XV-P SHOWN
(DIFFERENT AS SHOWN, OTHERWISE SAME AS FIG 1)

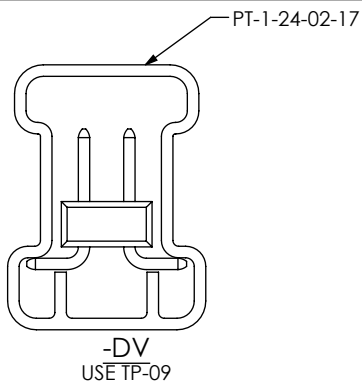
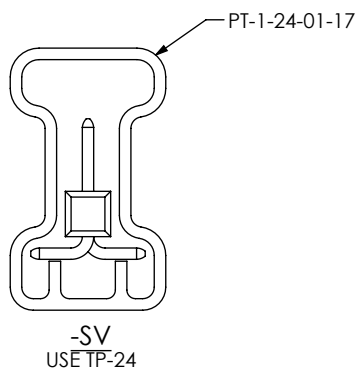


FIG 7
PACKAGING VIEW

TABLE 2				
BODY	POSITION	PAD	"A"	"B"
DV	2 THRU 7	PPP-28	.197 [5.00]	.315 [8.20]
DV	8 THRU 36	PPP-10	.250 [6.40]	.400 [10.20]
SV	ALL	PPP-11	.200 [5.08]	.400 [10.20]

PROPRIETARY NOTE
THIS DOCUMENT CONTAINS INFORMATION
CONFIDENTIAL AND PROPRIETARY TO
SAMTEC, INC. AND SHALL NOT BE REPRODUCED
OR TRANSFERRED TO OTHER DOCUMENTS OR
DISCLOSED TO OTHERS OR USED FOR ANY
PURPOSE OTHER THAN THAT WHICH IT WAS
OBTAINED WITHOUT THE EXPRESSED WRITTEN
CONSENT OF SAMTEC, INC.

DO NOT SCALE DRAWING

SHEET SCALE: 2:1

samtec

520 PARK EAST BLVD, NEW ALBANY, IN 47150
PHONE: 812-944-6733 FAX: 812-948-5047
e-Mail: info@SAMTEC.com code 55322

DESCRIPTION:
2 mm TERMINAL SV/DV

DWG. NO.
MMT-1XX-XX-X-XV-XX-XX-XX

BY: GREG R 06/22/1992 SHEET 3 OF 3

Mouser Electronics

Authorized Distributor

Click to View Pricing, Inventory, Delivery & Lifecycle Information:

[Samtec:](#)

[MMT-132-01-L-SV-A-P](#) [MMT-108-01-F-DV](#) [MMT-110-01-S-DV-A-P](#) [MMT-107-01-T-DV-A-P](#) [MMT-112-01-F-DV](#)
[MMT-136-01-L-DV-A-P](#)