



Connectors > Circular Connectors > Standard Circular Connectors



Connector System: **Cable-to-Panel**

Connector Mounting Type: **Panel Mount**

Sealable: **No**

Circuit Application: **Power**

Shell Plating Material: **Electrodeposited Nickel**

Features

Product Type Features

Product Type	Connector Assembly
Connector System	Cable-to-Panel
Sealable	No
Circular Connector Type	Receptacle
Shell Type	Metal

Electrical Characteristics

Operating Voltage	250 VAC, 630 VAC
-------------------	------------------

Body Features

Environmental Protection	IP67
Shell Plating Material	Electrodeposited Nickel
Shell Base Material	Zinc Alloy
Circular Connector Insulation Material Type	PA66

Mechanical Attachment

Mating Retention Type	Speedtec (Triple Start Threaded)
-----------------------	----------------------------------



Panel Mount Feature Type	Flange with Mounting Holes
Connector Mounting Type	Panel Mount

Housing Features

Circular Connector Shell Size	40
-------------------------------	----

Usage Conditions

Operating Temperature Range	-20 – 130 °C[-4 – 266 °F]
-----------------------------	---------------------------

Operation/Application

Durability Rating	500 Cycles
Circuit Application	Power
Shielded	Yes

Industry Standards

UL Flammability Rating	UL 94V-0
Compatible With Approved Standards Products	UL

Product Compliance

For compliance documentation, visit the product page on TE.com>

EU RoHS Directive 2011/65/EU	Compliant with Exemptions
EU ELV Directive 2000/53/EC	Compliant with Exemptions
China RoHS 2 Directive MIIT Order No 32, 2016	Restricted Materials Above Threshold
EU REACH Regulation (EC) No. 1907/2006	Current ECHA Candidate List: JUNE 2024 (241) Candidate List Declared Against: JUNE 2023 (235) SVHC > Threshold: Pb (3% in Component) <b>Article Safe Usage Statements:</b> Do not eat, drink or smoke when using this product. Wash thoroughly after handling. Recycle if possible and dispose of the article by following all applicable governmental regulations relevant to your geographic location.
Halogen Content	Not Yet Reviewed for halogen content
Solder Process Capability	Not reviewed for solder process capability











Product Compliance Disclaimer

This information is provided based on reasonable inquiry of our suppliers and represents our current actual knowledge based on the information they provided. This information is subject to change. The part numbers that TE has identified as EU RoHS compliant have a maximum concentration of 0.1% by weight in homogenous materials for lead, hexavalent chromium, mercury, PBB, PBDE, DBP, BBP, DEHP, DIBP, and 0.01% for cadmium, or qualify for an exemption to these limits as defined in the Annexes of Directive 2011/65/EU (RoHS2). Finished electrical and electronic equipment products will be CE marked as required by Directive 2011/65/EU. Components may not be CE marked. Additionally, the part numbers that TE has identified as EU ELV compliant have a maximum concentration of 0.1% by weight in homogenous materials for lead, hexavalent chromium, and mercury, and 0.01% for cadmium, or qualify for an exemption to these limits as defined in the Annexes of Directive 2000/53/EC (ELV). Regarding the REACH Regulation, the information TE provides







on SVHC in articles for this part number is based on the latest European Chemicals Agency (ECHA) ‘Guidance on requirements for substances in articles’ posted at this URL: <https://echa.europa.eu/guidance-documents/guidance-on-reach>



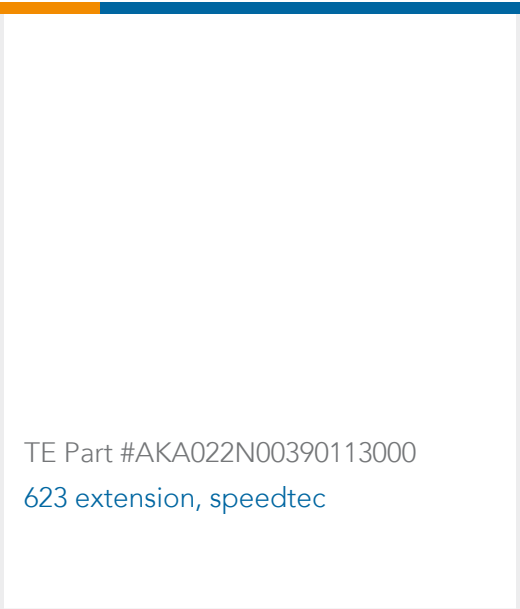


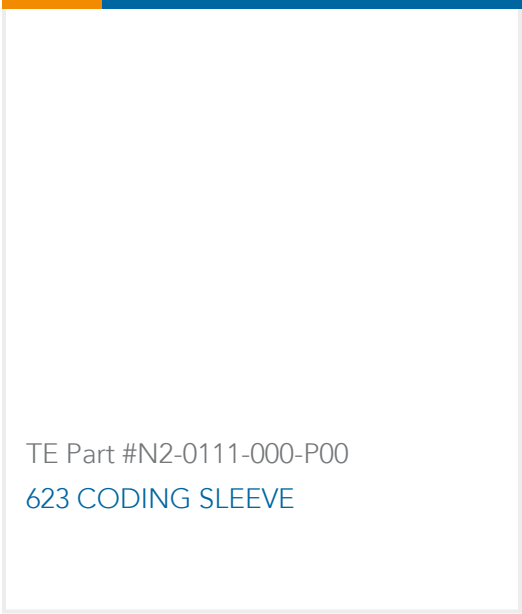
Compatible Parts

 <p>TE Part # CSA264N00440020000 940 PLUG, SPEEDTEC</p>	 <p>TE Part # CSA264N00450020000 940 PLUG, SPEEDTEC</p>	 <p>TE Part # C0-0004-000-000 POSITIONING INSERT FOR 2 MM CONTACTS</p>	 <p>TE Part # C0-0009-000-000 POSITIONING INSERT FOR 2 MM CONTACTS</p>
 <p>TE Part # C0-0010-000-000 POSITIONING INSERT FOR 3.6 MM CONTACTS</p>	 <p>TE Part # C0-0247-000-000 POSITIONING INSERT FOR 3.6 MM CONTACTS</p>	 <p>TE Part # C0-0201-000-P00 CRIMPING TOOL MID-SIZE</p>	 <p>TE Part # C0-0236-000-P00 DIGITAL CRIMPING TOOL, MID SIZE</p>
 <p>TE Part # C0-0008-000-P00 CRIMPING TOOL LARGE</p>	 <p>TE Part # C0-0313-000-P00 CRIMPING DEVICE HC20 IN CASE</p>		

Customers Also Bought

 <p>TE Part #206226-1 CPC PLUG ASSEMBLY SIZE 23-7</p>	 <p>TE Part #66100-9 III+ SKT,18-16,30AU/FL,STRIP</p>	 <p>TE Part #D34796-000 B-155-3801</p>	 <p>TE Part #61-0202-011-000 CONTACT PIN 3.6 MM</p>
--	---	---	--



 <p>TE Part #AEA000N00000201000 623 RECEPTACLE, SPEEDTEC-READY</p>	 <p>TE Part #CDA264N00000030000 940 BULKHEAD CONNECTOR, SPEEDTEC</p>	 <p>TE Part #AKA022N00390113000 623 extension, speedtec</p>	 <p>TE Part #CEA258N00000035000 940 RECEPTACLE, SPEEDTEC</p>
 <p>TE Part #61-0083-011-P00 CONTACT PIN 1 MM</p>	 <p>TE Part #N2-0111-000-P00 623 CODING SLEEVE</p>		

Documents

CAD Files

3D PDF

3D

Customer View Model

ENG\_CVM\_CVM\_CEA271N00000030000\_A.2d\_dxf.zip

English

Customer View Model

ENG\_CVM\_CVM\_CEA271N00000030000\_A.3d\_igs.zip

English

Customer View Model

ENG\_CVM\_CVM\_CEA271N00000030000\_A.3d\_stp.zip

English

By downloading the CAD file I accept and agree to the [Terms and Conditions](#) of use.

Datasheets & Catalog Pages

CEA271N00000030000

English

fuer Datenblaetter, die online konfigurierbar sind

German

Product Specifications

German