



M12 Connector

TE Internal #: 6-2271116-2

Cable-to-Cable, 12 Position, Sealable, Wire & Cable, Signal, Cable Mount (Free-Hanging), Reverse Gender, M12 Connector, Standard Circular Connectors

[View on TE.com >](#)

Connectors > Circular Connectors > Standard Circular Connectors



Connector System: **Cable-to-Cable**  
Connector Mounting Type: **Cable Mount (Free-Hanging)**  
Number of Positions: **12**  
Sealable: **Yes**  
Connector & Contact Terminates To: **Wire & Cable**

Features

Product Type Features

Product Type	Connector Assembly
Accessory Color	Black
Assembly Requirement	Factory Assembled
Assembly Type	Electrical Connector
Circular Connector Shell Type	All Plastic
Connector Product Type	Connector Assembly
Connector System	Cable-to-Cable
Sealable	Yes
Connector & Contact Terminates To	Wire & Cable
Circular Connector Type	Receptacle
Shell Type	Plastic

Configuration Features

Number of Positions	12
Number of Power Positions	0



Number of Signal Positions	12
Contacts Preloaded	Yes

Electrical Characteristics

EMI & RFI Protection & Suppression Type	Shielding
---	-----------

Body Features

Shell Plating Material	Unplated
Shell Base Material	Plastic
Circular Connector Insulation Material Type	PA
Hermetically Sealed	Yes

Contact Features

Contact Current Rating (Max)	2 A
Reverse Gender	Yes
Circular Connector Contact Type	Socket

Mechanical Attachment

Connector Mounting Type	Cable Mount (Free-Hanging)
Polarization Code	A
Mating Alignment Type	Keyed

Housing Features

Circular Connector Shell Size	20
-------------------------------	----

Dimensions

Wire Size	.14 – .25 mm², .14 – .25 mm²
-----------	------------------------------

Usage Conditions

IP Water Sealing Level	7
IP Dust Sealing Level	6
Operating Temperature Range	-40 – 85 °C[-40 – 185 °F]

Operation/Application

Circuit Application	Signal
Shielded	No

Other

Field Serviceable	Yes
-------------------	-----



Product Compliance

For compliance documentation, visit the product page on TE.com>

EU RoHS Directive 2011/65/EU	Compliant with Exemptions
EU ELV Directive 2000/53/EC	Compliant with Exemptions
China RoHS 2 Directive MIIT Order No 32, 2016	Restricted Materials Above Threshold
EU REACH Regulation (EC) No. 1907/2006	Current ECHA Candidate List: JUNE 2024 (241) Candidate List Declared Against: JUNE 2024 (241) SVHC > Threshold: Pb (.24% in Component Part) <b>Article Safe Usage Statements:</b> Do not eat, drink or smoke when using this product. Wash thoroughly after handling. Recycle if possible and dispose of the article by following all applicable governmental regulations relevant to your geographic location.
Halogen Content	Low Halogen - Br, Cl, F, I < 900 ppm per homogenous material. Also BFR/CFR/PVC Free
Solder Process Capability	Not reviewed for solder process capability

Product Compliance Disclaimer


This information is provided based on reasonable inquiry of our suppliers and represents our current actual knowledge based on the information they provided. This information is subject to change. The part numbers that TE has identified as EU RoHS compliant have a maximum concentration of 0.1% by weight in homogenous materials for lead, hexavalent chromium, mercury, PBB, PBDE, DBP, BBP, DEHP, DIBP, and 0.01% for cadmium, or qualify for an exemption to these limits as defined in the Annexes of Directive 2011/65/EU (RoHS2). Finished electrical and electronic equipment products will be CE marked as required by Directive 2011/65/EU. Components may not be CE marked. Additionally, the part numbers that TE has identified as EU ELV compliant have a maximum concentration of 0.1% by weight in homogenous materials for lead, hexavalent chromium, and mercury, and 0.01% for cadmium, or qualify for an exemption to these limits as defined in the Annexes of Directive 2000/53/EC (ELV). Regarding the REACH Regulation, the information TE provides on SVHC in articles for this part number is based on the latest European Chemicals Agency (ECHA) ‘Guidance on requirements for substances in articles’ posted at this URL: <https://echa.europa.eu/guidance-documents/guidance-on-reach>

Compatible Parts


 <p>TE Part # 484784-E M12 MALE, A CODE, 12P, 10.5MM SMT</p>	 <p>TE Part # 454643-E M12 MALE, A CODE, 12P, 10.5MM SMT</p>	 <p>TE Part # 494518-E M12 MALE, A CODE, 12P, 10.5MM SMT</p>	 <p>TE Part # 6-2271140-2 M12, MALE PNL, A CODE,12P,PCB TYPE, (AU)</p>
---	---	---	---

Also in the Series | M12 Connector







Connector Caps & Covers(5)




Connector Hardware(12)



Connector Seals & Cavity Plugs(4)




M8/M12 Cable Assemblies(230)




Standard Circular Connectors(803)


Customers Also Bought




TE Part #1658615-4  
IDC D-Sub: Plug Assembly, Low Profile, Signal, 2.77 mm




TE Part #1658614-4  
09 POS HDF RCPT, AP, LEAD FREE




TE Part #T4131012031-000  
M12 Panel Mount Solder Cups




TE Part #T4110002081-000  
M12,FEMALE,STRAIGHT,A CODE,8P, PG9,GOLD



TE Part #T4142012081-000  
M12,FRONT MOUNT,MALE,A,8P, SOLDER PCB



TE Part #5103311-8  
A/L LOW PRO HDR 40P RA BLACK



TE Part #6-2271110-2  
M12, MALE, A CODE, 12P, PG9 (AU)

Documents

Product Drawings  
M12, FEMALE, A CODE, 12P, PG9 (AU)

English

- CAD Files
- 3D PDF
- 3D
- Customer View Model
- ENG\_CVM\_CVM\_6-2271116-2\_A.2d\_dxf.zip



English

Customer View Model

[ENG\\_CVM\\_CVM\\_6-2271116-2\\_A.3d\\_igs.zip](#)

English

Customer View Model

[ENG\\_CVM\\_CVM\\_6-2271116-2\\_A.3d\\_stp.zip](#)

English

By downloading the CAD file I accept and agree to the [Terms and Conditions](#) of use.

Datasheets & Catalog Pages

[M8 / M12 Connector System Catalog](#)

English

Product Specifications

[Product Specification](#)

English