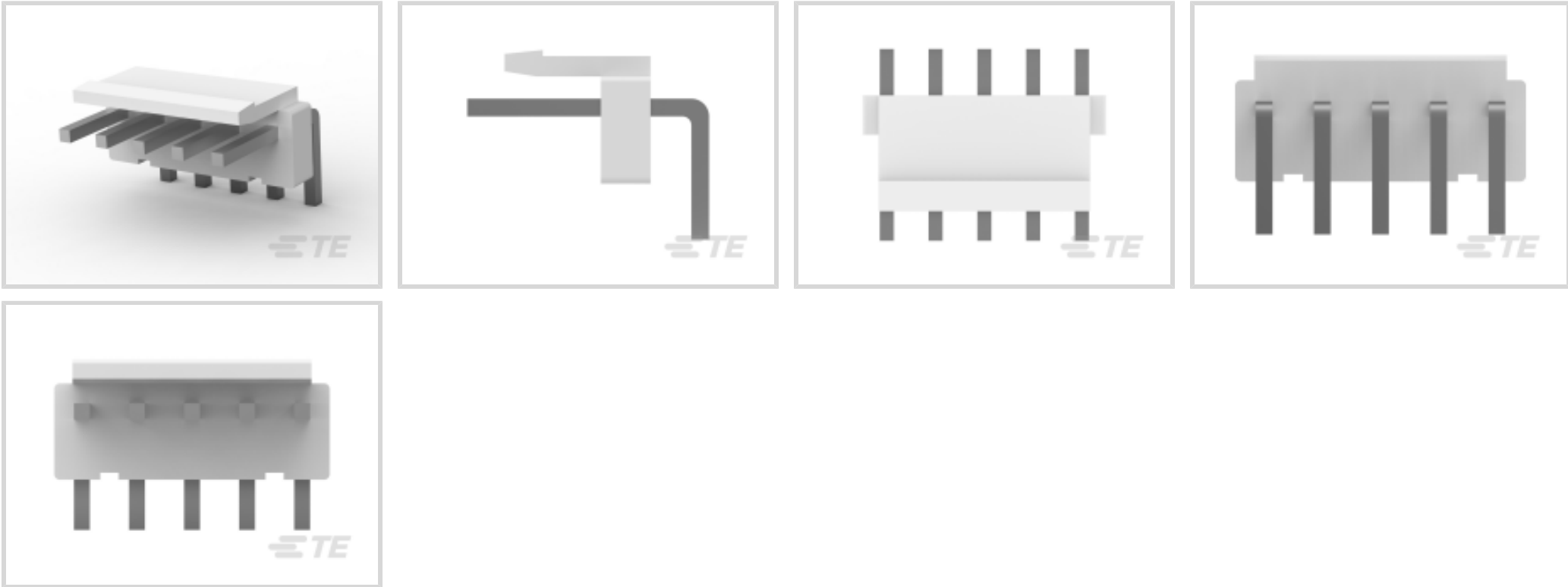




Connectors > PCB Connectors > PCB Headers & Receptacles



Connector System: **Wire-to-Board**

Number of Positions: **5**

Number of Rows: **1**

Centerline (Pitch): **3.96 mm [.156 in]**

PCB Mount Orientation: **Right Angle**

Features

Product Type Features

Connector Shape	Rectangular
Connector System	Wire-to-Board
Header Type	Partially Shrouded
Sealable	No
Connector & Contact Terminates To	Printed Circuit Board
PCB Connector Assembly Type	PCB Mount Header

Configuration Features

Number of Power Positions	5
Number of Loaded Positions	5
Number of Positions	5
Number of Rows	1
PCB Mount Orientation	Right Angle

Electrical Characteristics

Operating Voltage	250 VAC
-------------------	---------



Body Features

Connector Profile	Low
Primary Product Color	White

Contact Features

Contact Mating Area Length	8.6 mm[.339 in]
Contact Size	1.14mm
PCB Contact Termination Area Plating Material Thickness	2 μm[80 μin]
Contact Layout	Inline
Contact Mating Area Plating Material Thickness	2 μm[80 μin]
Contact Shape & Form	Square
PCB Contact Termination Area Plating Material	Tin
Contact Base Material	Brass
Contact Mating Area Plating Material	Tin
Contact Type	Tab
Contact Current Rating (Max)	8 A

Termination Features

Square Termination Post & Tail Dimension	1.14 mm[.045 in]
Termination Post & Tail Length	3.6 mm[.141 in]
Termination Method to PCB	Through Hole - Solder

Mechanical Attachment

Mating Retention	With
Mating Retention Type	Locking Tab
Connector Mounting Type	Board Mount
Mating Alignment	Without
PCB Mount Alignment	Without
PCB Mount Retention	Without

Housing Features

Housing Material	Nylon 66
Centerline (Pitch)	3.96 mm[.156 in]

Dimensions

Connector Length	19.8 mm[.78 in]
Connector Height	8.21 mm[.323 in]



Connector Width	9.4 mm[.37 in]
PCB Thickness (Recommended)	1.6 mm[.063 in]

Usage Conditions

Operating Temperature (Max)	105 °C[221 °F]
Operating Temperature Range	-30 – 105 °C[-22 – 221 °F]

Operation/Application

Circuit Application	Power
---------------------	-------

Industry Standards

Glow Wire Rating	Standard Part - Not Glow Wire
UL Flammability Rating	UL 94V-0

Packaging Features

Packaging Quantity	1000
Packaging Method	Bag

Product Compliance

For compliance documentation, visit the product page on TE.com>

EU RoHS Directive 2011/65/EU	Compliant
EU ELV Directive 2000/53/EC	Compliant
China RoHS 2 Directive MIIT Order No 32, 2016	No Restricted Materials Above Threshold
EU REACH Regulation (EC) No. 1907/2006	Current ECHA Candidate List: JUNE 2024 (241) Candidate List Declared Against: JUNE 2024 (241) Does not contain REACH SVHC
Halogen Content	Low Halogen - Br, Cl, F, I < 900 ppm per homogenous material. Also BFR/CFR/PVC Free
Solder Process Capability	Wave solder capable to 265°C

Product Compliance Disclaimer

This information is provided based on reasonable inquiry of our suppliers and represents our current actual knowledge based on the information they provided. This information is subject to change. The part numbers that TE has identified as EU RoHS compliant have a maximum concentration of 0.1% by weight in homogenous materials for lead, hexavalent chromium, mercury, PBB, PBDE, DBP, BBP, DEHP, DIBP, and 0.01% for cadmium, or qualify for an exemption to these limits as defined in the Annexes of Directive 2011/65/EU (RoHS2). Finished electrical and electronic equipment products will be CE marked as required by Directive 2011/65/EU. Components may not be CE marked. Additionally, the part numbers that TE has identified as EU ELV compliant have a maximum concentration of 0.1% by weight in homogenous materials for lead, hexavalent chromium, and mercury, and 0.01% for cadmium, or qualify for an exemption to these limits as defined in the Annexes of Directive 2000/53/EC (ELV). Regarding the REACH Regulation, the information TE provides on SVHC in articles for this part number is based on the latest European Chemicals Agency (ECHA) 'Guidance on










requirements for substances in articles' posted at this URL: <https://echa.europa.eu/guidance-documents/guidance-on-reach>

Compatible Parts

 <p>TE Part # 1-1123722-5 3.96 EP PLUG HSG 5P(NATURAL)</p>	 <p>TE Part # 1744416-5 5 POS EP II HSG, GLOW WIRE</p>	 <p>TE Part # 1744495-5 05P EP-II HOUSING, GREEN</p>	 <p>TE Part # 1744544-5 EP II TPA 05P, BLACK</p>
---	--	---	---

Also in the Series | Economy Power

 <p>Connector Contacts(15)</p>	 <p>Connector Hardware(2)</p>	 <p>Insertion & Extraction Tools(1)</p>	 <p>PCB Headers & Receptacles(400)</p>
 <p>Rectangular Connector Housings(1)</p>	 <p>Rectangular Power Connectors(64)</p>	 <p>Wire-to-Board Connector Assemblies & Housings(142)</p>	

Customers Also Bought

 <p>TE Part #281739-4 HEADER HE14 STRAIGHT 2X4 P</p>	 <p>TE Part #281695-4 HEADER HE14 STRAIGHT 4 P</p>	 <p>TE Part #1761008-3 SFP 1X4 CAGE & LIGHT PIPE KIT</p>	 <p>TE Part #2-1419108-9 RTD14012F</p>
---	--	---	---



TE Part #1-829261-6
HD FEMALE SCREWLOCK

TE Part #2106003-2
Connector, SMT-IDC, 2 position,
18AWG

TE Part #647676-4
3.96 EP HDR ASSY 4P R/A

TE Part #5-102570-4
12 MODII HDR DRRR SHRD LF

TE Part #284656-E
SRCP 2,54 3 M 1 SMD 137 E1 094 * GU-
H *

Documents

Product Drawings

3.96 EP HDR ASSY 5P R/A

English

CAD Files

Customer View Model

ENG_CVM_CVM_647676-5_B.2d_dxf.zip

English

3D PDF

3D

Customer View Model

ENG_CVM_CVM_647676-5_B.3d_igs.zip

English

Customer View Model

ENG_CVM_CVM_647676-5_B.3d_stp.zip

English

By downloading the CAD file I accept and agree to the [Terms and Conditions](#) of use.

Datasheets & Catalog Pages

1-1773885-9 Economy Power Connectors

English

Product Specifications

Application Specification

Japanese

Application Specification

English

647676-5

PCB Mount Header, Right Angle, Wire-to-Board, 5 Position, 3.96 mm [.156 in]
Centerline, Partially Shrouded, Tin, Through Hole - Solder, Economy Power



[Agency Approvals](#)

[VDE Certificate](#)

English