



M12 Connector

TE Internal #: T4131012051-000

Wire-to-Panel, 5 Position, Sealable, Wire & Cable, Signal, Panel Mount, Reverse Gender, Nickel, M12 Connector, Standard Circular Connectors

[View on TE.com >](#)

Connectors > Circular Connectors > Standard Circular Connectors > M12 Panel Mount Solder Cups



Connector System: **Wire-to-Panel**
Connector Mounting Type: **Panel Mount**
Number of Positions: **5**
Sealable: **Yes**
Connector & Contact Terminates To: **Wire & Cable**

[All M12 Panel Mount Solder Cups \(56\)](#)

Features

Product Type Features

Product Type	Connector Assembly
Accessory Color	Black
Assembly Requirement	Factory Assembled
Assembly Type	Electrical Connector
Circular Connector Shell Type	Metal-Shell
Connector Product Type	Connector Assembly
Connector System	Wire-to-Panel
Sealable	Yes
Connector & Contact Terminates To	Wire & Cable
Circular Connector Type	Receptacle
Shell Type	Metal

Configuration Features

Keying & Polarized Position Locations	A
---------------------------------------	---



Factory Installed Backshell	No
Keying	A
Number of Positions	5
Number of Power Positions	0
Number of Signal Positions	5
Contacts Preloaded	Yes

Electrical Characteristics

Operating Voltage	60 VAC
-------------------	--------

Body Features

Peripheral Seal Material	Silicone
Environmental Protection	IP67
O-Ring Material	Silicone
Environmental Protection Type	Elastomer Sealed
Shell Plating Material	Nickel
Shell Base Material	Copper Alloy
Circular Connector Insulation Material Type	Polyamide 66 GF25
Hermetically Sealed	Yes

Contact Features

Contact Current Rating (Max)	4 A
Reverse Gender	Yes
Circular Connector Contact Type	Socket

Mechanical Attachment

Mating Retention Type	Threaded Coupling
Mating Alignment	With
Connector Mounting Type	Panel Mount
Polarization Code	A
Mating Alignment Type	Keyed

Housing Features

Circular Connector Shell Size	18
-------------------------------	----

Dimensions

Wire Size	.82 – .25 mm²
-----------	---------------

Usage Conditions



IP Dust Sealing Level	6
IP Water Sealing Level	IP67
Operating Temperature Range	-40 – 85 °C[-40 – 185 °F]

Operation/Application

Durability Rating	100 Cycles
Circuit Application	Signal
Shielded	No

Industry Standards

UL Flammability Rating	UL 94HB
------------------------	---------

Packaging Features

Packaging Quantity	1
--------------------	---

Other

Field Serviceable	Yes
-------------------	-----

Product Compliance

For compliance documentation, visit the product page on TE.com>

EU RoHS Directive 2011/65/EU	Compliant with Exemptions
EU ELV Directive 2000/53/EC	Compliant with Exemptions
China RoHS 2 Directive MIIT Order No 32, 2016	Restricted Materials Above Threshold
EU REACH Regulation (EC) No. 1907/2006	Current ECHA Candidate List: JUNE 2024 (241) Candidate List Declared Against: JUNE 2024 (241) SVHC > Threshold: Pb (4% in Component Part) Article Safe Usage Statements: Do not eat, drink or smoke when using this product. Wash thoroughly after handling. Recycle if possible and dispose of the article by following all applicable governmental regulations relevant to your geographic location.
Halogen Content	Low Halogen - Br, Cl, F, I < 900 ppm per homogenous material. Also BFR/CFR/PVC Free
Solder Process Capability	Not applicable for solder process capability

Product Compliance Disclaimer

This information is provided based on reasonable inquiry of our suppliers and represents our current actual knowledge based on the information they provided. This information is subject to change. The part numbers that TE has identified as EU RoHS compliant have a maximum concentration of 0.1% by weight in homogenous materials for lead, hexavalent chromium, mercury, PBB, PBDE, DBP, BBP, DEHP, DIBP, and 0.01% for cadmium, or qualify for an exemption to these limits as defined in the Annexes of Directive 2011/65/EU (RoHS2). Finished electrical and electronic equipment products



will be CE marked as required by Directive 2011/65/EU. Components may not be CE marked. Additionally, the part numbers that TE has identified as EU ELV compliant have a maximum concentration of 0.1% by weight in homogenous materials for lead, hexavalent chromium, and mercury, and 0.01% for cadmium, or qualify for an exemption to these limits as defined in the Annexes of Directive 2000/53/EC (ELV). Regarding the REACH Regulation, the information TE provides on SVHC in articles for this part number is based on the latest European Chemicals Agency (ECHA) 'Guidance on requirements for substances in articles' posted at this URL: <https://echa.europa.eu/guidance-documents/guidance-on-reach>

Compatible Parts

TE Part # T4111002051-000
M12,MALE,STRAIGHT,A CODE,5P,
PG9,GOLD

Also in the Series | M12 Connector

Connector Caps & Covers(5)

Connector Hardware(12)

Connector Seals & Cavity Plugs(4)

M8/M12 Cable Assemblies(230)

Standard Circular Connectors(803)

Customers Also Bought


TE Part #8-6609940-7
PM0S0DS6B=C3401

TE Part #T4130012051-000
M12,REAR MOUNT,MALE,A,5P,
SOLDER WIRE


TE Part #8-323915-1
TERMINAL,PIDG R 26-22 6

TE Part #2273113-1
M12 strgt plug to M12 strgt socket AA







TE Part #T4030014041-000
M8.MLE.PNLREAR.4POS.STR.




TE Part #1879449-1
TE 400W 1R0 5% Bracket



TE Part #ANT-MAG-B85-RPS
Antenna Magnetic Base 85mm RG174
4M RPS



TE Part #6-2176422-3
TLRP 2512 3.0W R035 1% 50PPM 4K RL



TE Part #GA30K5A4161
DISC- 30K 25°C +/- 0.1°C

Documents

Product Drawings
M12,REAR MOUNT,FEMALE,A,5P,SOLDER WIRE
English

CAD Files
Customer View Model
ENG_CVM_CVM_T4131012051-000_B.3d_igs.zip
English
Customer View Model
ENG_CVM_CVM_T4131012051-000_B.3d_stp.zip
English
Customer View Model
ENG_CVM_CVM_T4131012051-000_B.2d_dxf.zip
English
3D PDF
3D

By downloading the CAD file I accept and agree to the [Terms and Conditions](#) of use.

Datasheets & Catalog Pages
M8 / M12 Connector System Catalog
English

Product Specifications
Application Specification
English

Agency Approvals
UL Report



English