



M12 Connector

TE Internal #: T4130012051-000

Wire-to-Panel, 5 Position, Sealable, Wire & Cable, Signal, Panel Mount, Reverse Gender, Nickel, M12 Connector, Standard Circular Connectors

[View on TE.com >](#)

Connectors > Circular Connectors > Standard Circular Connectors > M12 Panel Mount Solder Cups



Connector System: **Wire-to-Panel**
Connector Mounting Type: **Panel Mount**
Number of Positions: **5**
Sealable: **Yes**
Connector & Contact Terminates To: **Wire & Cable**

[All M12 Panel Mount Solder Cups \(56\)](#)

Features

Product Type Features

Product Type	Connector Assembly
Accessory Color	Black
Assembly Requirement	Factory Assembled
Assembly Type	Electrical Connector
Circular Connector Shell Type	Metal-Shell
Connector Product Type	Connector Assembly
Connector System	Wire-to-Panel
Sealable	Yes
Connector & Contact Terminates To	Wire & Cable
Circular Connector Type	Plug
Shell Type	Metal

Configuration Features

Keying & Polarized Position Locations	A
---------------------------------------	---



Factory Installed Backshell	No
Keying	A
Number of Positions	5
Number of Power Positions	0
Number of Signal Positions	5
Contacts Preloaded	Yes

Electrical Characteristics

Operating Voltage	60 VAC
-------------------	--------

Body Features

Peripheral Seal Material	Silicone
Environmental Protection	IP67
O-Ring Material	Silicone
Environmental Protection Type	Elastomer Sealed
Shell Plating Material	Nickel
Shell Base Material	Copper Alloy
Circular Connector Insulation Material Type	Polyamide 66 GF25
Hermetically Sealed	Yes

Contact Features

Contact Current Rating (Max)	4 A
Reverse Gender	Yes
Circular Connector Contact Type	Pin

Termination Features

Termination Method to Wire & Cable	Solder
------------------------------------	--------

Mechanical Attachment

Mating Retention Type	Threaded Coupling
Mating Alignment	With
Panel Mount Feature Type	Screw Nut
Connector Mounting Type	Panel Mount
Polarization Code	A
Mating Alignment Type	Keyed

Housing Features

Circular Connector Shell Size	18
-------------------------------	----



Dimensions

Wire Size	.82 – .25 mm ²
-----------	---------------------------

Usage Conditions

IP Water Sealing Level	IP67
Operating Temperature Range	-40 – 85 °C[-40 – 185 °F]

Operation/Application

Circuit Application	Signal
Shielded	No

Industry Standards

UL Flammability Rating	UL 94HB
------------------------	---------

Packaging Features

Packaging Quantity	1
--------------------	---

Other

Field Serviceable	No
-------------------	----

Product Compliance

For compliance documentation, visit the product page on [TE.com](#)>

EU RoHS Directive 2011/65/EU	Compliant with Exemptions
EU ELV Directive 2000/53/EC	Compliant with Exemptions
China RoHS 2 Directive MIIT Order No 32, 2016	Restricted Materials Above Threshold
EU REACH Regulation (EC) No. 1907/2006	Current ECHA Candidate List: JUNE 2024 (241) Candidate List Declared Against: JUNE 2024 (241) SVHC > Threshold: Pb (4% in Component Part) <small>Article Safe Usage Statements: Do not eat, drink or smoke when using this product. Wash thoroughly after handling. Recycle if possible and dispose of the article by following all applicable governmental regulations relevant to your geographic location.</small>
Halogen Content	Low Halogen - Br, Cl, F, I < 900 ppm per homogenous material. Also BFR/CFR/PVC Free
Solder Process Capability	Not applicable for solder process capability

Product Compliance Disclaimer

This information is provided based on reasonable inquiry of our suppliers and represents our current actual knowledge based on the information they provided. This information is subject to change. The part numbers that TE has identified as EU RoHS compliant have a maximum concentration of 0.1% by weight in homogenous materials for lead, hexavalent




chromium, mercury, PBB, PBDE, DBP, BBP, DEHP, DIBP, and 0.01% for cadmium, or qualify for an exemption to these limits as defined in the Annexes of Directive 2011/65/EU (RoHS2). Finished electrical and electronic equipment products will be CE marked as required by Directive 2011/65/EU. Components may not be CE marked. Additionally, the part numbers that TE has identified as EU ELV compliant have a maximum concentration of 0.1% by weight in homogenous materials for lead, hexavalent chromium, and mercury, and 0.01% for cadmium, or qualify for an exemption to these limits as defined in the Annexes of Directive 2000/53/EC (ELV). Regarding the REACH Regulation, the information TE provides on SVHC in articles for this part number is based on the latest European Chemicals Agency (ECHA) 'Guidance on requirements for substances in articles' posted at this URL: <https://echa.europa.eu/guidance-documents/guidance-on-reach>

Compatible Parts



TE Part # T4110002051-000
M12,FEMALE,STRAIGHT,A CODE,5P,PG9,GOLD


Also in the Series | M12 Connector



Connector Caps & Covers(5)




Connector Hardware(12)



Connector Seals & Cavity Plugs(4)



M8/M12 Cable Assemblies(230)



Standard Circular Connectors(803)

Customers Also Bought





TE Part #T4110001051-000

M12 Field Installable Unshielded



TE Part #T4130012031-000

M12,REAR MOUNT,MALE,A,3P,
SOLDER WIRE



TE Part #2292799-2

AS16,PLUG BACKSHELL KIT,ST,04P,
NC16



TE Part #2273113-1

M12 strgt plug to M12 strgt socket AA



TE Part #EB1UM-00001V-300PA

PRESS XDCR EB1UM-00001V-300PA



TE Part #2-2071410-1

IHV200HAANA



TE Part #3-1393771-4

JWS-117-3=REED RELAYS

Documents

Product Drawings

M12,REAR MOUNT,MALE,A,5P,SOLDER WIRE

English

CAD Files

Customer View Model

ENG_CVM_CVM_T4130012051-000_B.3d_igs.zip

English

Customer View Model

ENG_CVM_CVM_T4130012051-000_B.3d_stp.zip

English

Customer View Model

ENG_CVM_CVM_T4130012051-000_B.2d_dxf.zip

English

3D PDF

3D

By downloading the CAD file I accept and agree to the [Terms and Conditions](#) of use.

Datasheets & Catalog Pages

M8 / M12 Connector System Catalog

English

Product Specifications

Application Specification

English

Agency Approvals

UL Report



English