



M12 Connector

TE Internal #: T4110402051-000

Cable-to-Cable, 5 Position, Sealable, Wire & Cable, Signal, Cable Mount (Free-Hanging), Reverse Gender, M12 Connector, Standard Circular Connectors

[View on TE.com >](#)

Connectors > Circular Connectors > Standard Circular Connectors > M12 Field Installable Unshielded



Connector System: **Cable-to-Cable**  
Connector Mounting Type: **Cable Mount (Free-Hanging)**  
Number of Positions: **5**  
Sealable: **Yes**  
Connector & Contact Terminates To: **Wire & Cable**

[All M12 Field Installable Unshielded \(102\)](#)

Features

Product Type Features

Product Type	Connector Assembly
Accessory Color	Black
Assembly Requirement	Factory Assembled
Assembly Type	Electrical Connector
Circular Connector Shell Type	All Plastic
Connector Product Type	Connector Assembly
Connector System	Cable-to-Cable
Sealable	Yes
Connector & Contact Terminates To	Wire & Cable
Circular Connector Type	Receptacle
Shell Type	Plastic

Configuration Features

Factory Installed Backshell	No
-----------------------------	----



Keying	B
Number of Positions	5
Number of Power Positions	0
Number of Signal Positions	5
Contacts Preloaded	Yes

Electrical Characteristics

Operating Voltage	60 VAC
-------------------	--------

Body Features

Peripheral Seal Material	Silicone
Environmental Protection	IP67
O-Ring Material	Silicone
Environmental Protection Type	Elastomer Sealed
Shell Plating Material	Unplated
Shell Base Material	Plastic
Circular Connector Insulation Material Type	Polyamide 66 GF25
Hermetically Sealed	Yes

Contact Features

Contact Current Rating (Max)	4 A
Reverse Gender	Yes
Circular Connector Contact Type	Socket

Mechanical Attachment

Mating Retention Type	Threaded Coupling
Mating Alignment	With
Connector Mounting Type	Cable Mount (Free-Hanging)
Polarization Code	B
Mating Alignment Type	Keyed

Housing Features

Circular Connector Shell Size	20
-------------------------------	----

Dimensions

Wire Size	.75 – .25 mm²
-----------	---------------

Usage Conditions

IP Dust Sealing Level	6
-----------------------	---



IP Water Sealing Level	IP67
Operating Temperature Range	-40 – 85 °C[-40 – 185 °F]

Operation/Application

Durability Rating	100 Cycles
Circuit Application	Signal
Shielded	No

Industry Standards

UL Flammability Rating	UL 94HB
------------------------	---------

Packaging Features

Packaging Quantity	1
--------------------	---

Other

Field Serviceable	Yes
-------------------	-----

Product Compliance

For compliance documentation, visit the product page on TE.com>

EU RoHS Directive 2011/65/EU	Compliant with Exemptions
EU ELV Directive 2000/53/EC	Compliant with Exemptions
China RoHS 2 Directive MIIT Order No 32, 2016	Restricted Materials Above Threshold
EU REACH Regulation (EC) No. 1907/2006	Current ECHA Candidate List: JUNE 2024 (241) Candidate List Declared Against: JUNE 2024 (241) SVHC > Threshold: Pb (4% in Component Part) <b>Article Safe Usage Statements:</b> Do not eat, drink or smoke when using this product. Wash thoroughly after handling. Recycle if possible and dispose of the article by following all applicable governmental regulations relevant to your geographic location.
Halogen Content	Not Low Halogen - contains Br or Cl > 900 ppm.
Solder Process Capability	Not applicable for solder process capability

















Product Compliance Disclaimer

This information is provided based on reasonable inquiry of our suppliers and represents our current actual knowledge based on the information they provided. This information is subject to change. The part numbers that TE has identified as EU RoHS compliant have a maximum concentration of 0.1% by weight in homogenous materials for lead, hexavalent chromium, mercury, PBB, PBDE, DBP, BBP, DEHP, DIBP, and 0.01% for cadmium, or qualify for an exemption to these limits as defined in the Annexes of Directive 2011/65/EU (RoHS2). Finished electrical and electronic equipment products will be CE marked as required by Directive 2011/65/EU. Components may not be CE marked. Additionally, the part numbers that TE has identified as EU ELV compliant have a maximum concentration of 0.1% by weight in homogenous materials for lead, hexavalent chromium, and mercury, and 0.01% for cadmium, or qualify for an exemption to these limits as defined in the Annexes of Directive 2000/53/EC (ELV). Regarding the REACH Regulation, the information TE provides



on SVHC in articles for this part number is based on the latest European Chemicals Agency (ECHA) ‘Guidance on requirements for substances in articles’ posted at this URL: <https://echa.europa.eu/guidance-documents/guidance-on-reach>

Compatible Parts

 <p>TE Part # T4111402051-000 M12,MALE,STRAIGHT,B CODE,5P, PG9,GOLD</p>	 <p>TE Part # CAT-C73765-M1G M12 Panel Mount Solder Cups</p>	 <p>TE Part # CAT-C73765-M1H M12 Panel Mount PCB</p>	 <p>TE Part # CAT-C73765-M1F M12 Panel Mount Wire</p>
 <p>TE Part # 225260-E M12 MALE, B CODE,RA, 5P THR REAR MOUNT</p>	 <p>TE Part # 254319-E M12 MALE, B CODE, 5P, 10.5MM SMT</p>	 <p>TE Part # 354130-E M12 MALE, B CODE, 5P, 10.5MM SMT</p>	 <p>TE Part # 374947-E M12 MALE, B CODE, 5P, 17MM SMT</p>
 <p>TE Part # 515129-E M12 MALE, B CODE, 5P, 10.5MM SMT</p>	 <p>TE Part # 4-2172082-2 M12.MALE.PNLREAR.BCODE.5P. PCBSTAND.RA</p>	 <p>TE Part # T4130412051-001 M12,REAR MOUNT,MALE,B,5P, SOLDER WIRE</p>	 <p>TE Part # T4132412051-010 M12,FRONT MOUNT,M,B,5P,SOLDER WIRE (STU)</p>
 <p>TE Part # T4140412051-001 M12,REAR MOUNT,MALE,B,5P, SOLDER PCB</p>	 <p>TE Part # T4140412051-010 M12,REAR MOUNTING,M,B CODE,5P (STU)</p>	 <p>TE Part # T4171010405-801 M12,REAR MOUNT,MALE,B,5P,0.2M WIRE</p>	 <p>TE Part # T4171010405-802 M12,REAR MOUNT,MALE,B,5P,0.5M WIRE</p>

Also in the Series | M12 Connector





Connector Caps & Covers(5)

Connector Hardware(12)

Connector Seals & Cavity Plugs(4)

M8/M12 Cable Assemblies(230)

Standard Circular Connectors(803)

Customers Also Bought

TE Part #T4110001051-000  
M12,FEMALE,STRAIGHT,A CODE,5P, PG7,GOLD

TE Part #5-1393224-7  
RY212018

TE Part #1-1614885-8  
CPF 0805 390K 0.1% 25PPM 1K RL

TE Part #1918931-5  
CABLE ADPT, PLUG, HA, 5.7mm, PRO BEAM Jr

TE Part #1754843-1  
SHELL KIT, PRO BEAM SR D-HOLE ALUMINUM

TE Part #T4171010405-001  
M12,REAR MOUNTING,MALE,B,5P,0.2 M WIRE

TE Part #1516258-1  
INSERT ASSY, 8 X 1310/1550 SM, SR

TE Part #CD67143001  
FLT0111-1.50-5

TE Part #2846666-1  
GAMMA CS 8POS PLUG ASSY

Documents



Product Drawings

M12,FEMALE,STRAIGHT,B CODE,5P,PG9,GOLD

English

CAD Files

Customer View Model

ENG\_CVM\_CVM\_T4110402051-000\_B.3d\_igs.zip

English

Customer View Model

ENG\_CVM\_CVM\_T4110402051-000\_B.3d\_stp.zip

English

Customer View Model

ENG\_CVM\_CVM\_T4110402051-000\_B.2d\_dxf.zip

English

3D PDF

3D

By downloading the CAD file I accept and agree to the [Terms and Conditions](#) of use.

Datasheets & Catalog Pages

M8 / M12 Connector System Catalog

English

Product Specifications

Application Specification

English

Agency Approvals

UL

English