



TE Internal #: 5222420-1  
BNC RF Interface, Jack, 50 ohm, Bayonet, 4 GHz Operating  
Frequency, Cable-to-Board, 1 Position, Printed Circuit Board, Panel  
Mount  
[View on TE.com >](#)

Connectors > RF Connectors > Coax Connectors > BNC Vertical Jack RF Connector, 50 Ohm, Bayonet Coupling Mechanism



RF Interface: **BNC**  
RF Connector Style: **Jack**  
RF Connector Mated Outer Diameter (Approximate): **14.53 mm [ .572 in ]**  
Impedance: **50 Ω**  
RF Connector Coupling Mechanism: **Bayonet**

[All BNC Vertical Jack RF Connector, 50 Ohm, Bayonet Coupling Mechanism \(28\)](#)

Features

Product Type Features

RF Interface	BNC
RF Connector Style	Jack
Connector System	Cable-to-Board
Sealable	No
Connector & Contact Terminates To	Printed Circuit Board

Configuration Features

PCB Mount Orientation	Vertical
Number of Positions	1
Number of Coaxial Contacts	1

Electrical Characteristics

Impedance	50 Ω
-----------	------

Body Features

Body Material	Brass
---------------	-------



Body Plating Material	Nickel
-----------------------	--------

Contact Features

RF Connector Center Contact Underplating Material	Copper, Nickel
	5080 µin
RF Connector Center Contact Plating Material	Silver
RF Connector Center Contact Material	Phosphor Bronze

Termination Features

Termination Post & Tail Length	4.45 mm[.175 in]
Termination Method to PCB	Through Hole - Solder

Mechanical Attachment

PCB Mount Retention	Without
RF Connector Coupling Mechanism	Bayonet
Connector Mounting Type	Panel Mount
RF Contact Captivation Method	Mechanical
Detent	With

Dimensions

Profile Height from PCB	16.64 mm[.655 in]
RF Connector Mated Outer Diameter (Approximate)	14.53 mm[.572 in]

Usage Conditions

Insulation Option	Uninsulated
Operating Temperature Range	-55 – 85 °C[-67 – 185 °F]

Operation/Application

Operating Frequency	4 GHz
---------------------	-------

Packaging Features


Packaging Method	Tray
------------------	------

Other

Grade	Commercial
Dielectric Material	VALOX

Product Compliance

For compliance documentation, visit the product page on [TE.com](#)>





EU RoHS Directive 2011/65/EU	Compliant with Exemptions
EU ELV Directive 2000/53/EC	Compliant with Exemptions
China RoHS 2 Directive MIIT Order No 32, 2016	Restricted Materials Above Threshold
EU REACH Regulation (EC) No. 1907/2006	Current ECHA Candidate List: JUNE 2024 (241) Candidate List Declared Against: JUNE 2024 (241) SVHC > Threshold: Pb (4% in Component Part) <b>Article Safe Usage Statements:</b> Do not eat, drink or smoke when using this product. Wash thoroughly after handling. Recycle if possible and dispose of the article by following all applicable governmental regulations relevant to your geographic location.
Halogen Content	Not Low Halogen - contains Br or Cl > 900 ppm.
Solder Process Capability	Wave solder capable to 265°C













Product Compliance Disclaimer

This information is provided based on reasonable inquiry of our suppliers and represents our current actual knowledge based on the information they provided. This information is subject to change. The part numbers that TE has identified as EU RoHS compliant have a maximum concentration of 0.1% by weight in homogenous materials for lead, hexavalent chromium, mercury, PBB, PBDE, DBP, BBP, DEHP, DIBP, and 0.01% for cadmium, or qualify for an exemption to these limits as defined in the Annexes of Directive 2011/65/EU (RoHS2). Finished electrical and electronic equipment products will be CE marked as required by Directive 2011/65/EU. Components may not be CE marked. Additionally, the part numbers that TE has identified as EU ELV compliant have a maximum concentration of 0.1% by weight in homogenous materials for lead, hexavalent chromium, and mercury, and 0.01% for cadmium, or qualify for an exemption to these limits as defined in the Annexes of Directive 2000/53/EC (ELV). Regarding the REACH Regulation, the information TE provides on SVHC in articles for this part number is based on the latest European Chemicals Agency (ECHA) ‘Guidance on requirements for substances in articles’ posted at this URL: <https://echa.europa.eu/guidance-documents/guidance-on-reach>









Compatible Parts

 <p>TE Part # 1-5227079-6 COMM BNC PLUG</p>	 <p>TE Part # 1-5221128-7 PLUG,COMMERCIAL BNC</p>	 <p>TE Part # CAT-076-BNCPK4GMG BNC RF Connector: Plug Kit, Straight, 4 GHz, Military Grade</p>	 <p>TE Part # CAT-076-BNCJK4GMG BNC RF Connector Jack Kit, 50 Ohm, 4 Ghz, Military Grade</p>
 <p>TE Part # 5225395-1 BNC PLUG DUAL CRIMP RG58,A,B,C</p>	 <p>TE Part # 5227079-5 COMM BNC PLUG</p>	 <p>TE Part # 5225398-7 BNC DUAL CRIMP JAC.J</p>	 <p>TE Part # 1-5225398-5 DUAL CRIMP BNC BLKHD JACK</p>



 <p>TE Part # 5225395-6 BNC PLUG DUAL CP RG142</p>	 <p>TE Part # 5227079-6 COMM. BNC-PLUG</p>	 <p>TE Part # 8-5227079-2 COMM BNC PLUG</p>	 <p>TE Part # 1-5227079-1 COMM BNC PLUG</p>
 <p>TE Part # 2-5330061-1 BNC PLUG</p>	 <p>TE Part # 413779-3 COML BNC,50 OHM, HEX CRIMP</p>	 <p>TE Part # 5225395-8 BNC PLUG DUAL CRIMP RG179, 187</p>	 <p>TE Part # 5225396-7 BNC JACK DUAL CP RG174,188</p>
 <p>TE Part # 5225398-1 BNC DUAL CRIMP RG58, A,B,C</p>	 <p>TE Part # 5330876 BNC PLUG</p>	 <p>TE Part # 5413959-3 BNC HEX RT ANG PLUG 50 OHM</p>	 <p>TE Part # 1-5221128-0 PLUG,COMMERCIAL BNC</p>

Customers Also Bought

 <p>TE Part #50865 SOCKET,MIN-SPR AU SER-4</p>	 <p>TE Part #2176053-1 RLP73M 2A R051 1% 1K RL</p>	 <p>TE Part #1879071-3 THS50 R05 5%</p>	 <p>TE Part #1473149-1 SEMI-HARD TRAY ASSY DDR 200P 5</p>
 <p>TE Part #5749231-1 Mini DIN, 6 pos, R/A, Shield</p>	 <p>TE Part #103638-1 02 MTE HDR SRST LATCH .100CL</p>	 <p>TE Part #5569284-1 MJ,TE,8P</p>	 <p>TE Part #2032439-1 RF CA,UMCC1 TO SMA PLUG,1.37 MM,L200MM</p>



Documents

Product Drawings  
JACK, VERT, PCB, COML BNC  
English

CAD Files  
3D PDF  
English  
Customer View Model  
ENG\_CVM\_5222420-1\_A.2d\_dxf.zip  
English  
Customer View Model  
ENG\_CVM\_5222420-1\_A.3d\_igs.zip  
English  
Customer View Model  
ENG\_CVM\_5222420-1\_A.3d\_stp.zip  
English

By downloading the CAD file I accept and agree to the Terms and Conditions of use.

Datasheets & Catalog Pages  
BNC Connectors  
English

Product Specifications  
Product Specification  
English  
Product Specification  
English

Instruction Sheets  
Instruction Sheet (U.S.)  
English