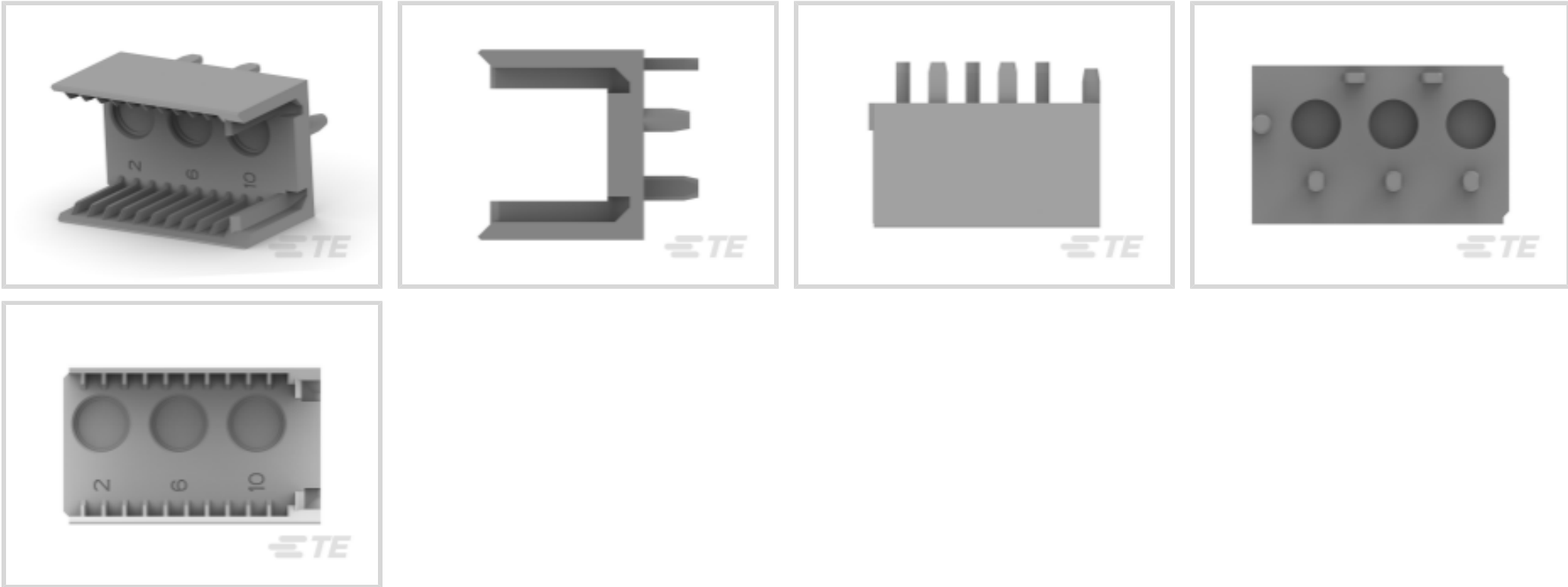




Connectors > PCB Connectors > Backplane Connectors > Backplane Connector Housings



Connector System: **Board-to-Board, Cable-to-Board**
Number of Positions: **3**
Number of Columns: **3**
Connector & Housing Type: **Housing for Male Terminals**
Connector & Contact Terminates To: **Wire & Cable**

Features

Product Type Features

Connector System	Board-to-Board, Cable-to-Board
Connector & Housing Type	Housing for Male Terminals
Connector & Contact Terminates To	Wire & Cable

Configuration Features

PCB Mount Orientation	Vertical
Number of Positions	3
Number of Columns	3

Mechanical Attachment

Mating Alignment Type	Polarization
Mating Alignment	With
Connector Mounting Type	Board Mount

Housing Features

Housing Material	Glass-Filled Polyester
Centerline (Pitch)	7.5 mm[.295 in]



Usage Conditions

Operating Temperature Range	-55 – 125 °C[-67 – 257 °F]
-----------------------------	----------------------------

Operation/Application

Circuit Application	Power
---------------------	-------

Packaging Features

Packaging Method	Tube
------------------	------

Product Compliance


For compliance documentation, visit the product page on TE.com>

EU RoHS Directive 2011/65/EU	Compliant
EU ELV Directive 2000/53/EC	Compliant
China RoHS 2 Directive MIIT Order No 32, 2016	No Restricted Materials Above Threshold
EU REACH Regulation (EC) No. 1907/2006	Current ECHA Candidate List: JUNE 2024 (241) Candidate List Declared Against: JUNE 2024 (241) Does not contain REACH SVHC
Halogen Content	Not Low Halogen - contains Br or Cl > 900 ppm.
Solder Process Capability	Not applicable for solder process capability


Product Compliance Disclaimer

This information is provided based on reasonable inquiry of our suppliers and represents our current actual knowledge based on the information they provided. This information is subject to change. The part numbers that TE has identified as EU RoHS compliant have a maximum concentration of 0.1% by weight in homogenous materials for lead, hexavalent chromium, mercury, PBB, PBDE, DBP, BBP, DEHP, DIBP, and 0.01% for cadmium, or qualify for an exemption to these limits as defined in the Annexes of Directive 2011/65/EU (RoHS2). Finished electrical and electronic equipment products will be CE marked as required by Directive 2011/65/EU. Components may not be CE marked. Additionally, the part numbers that TE has identified as EU ELV compliant have a maximum concentration of 0.1% by weight in homogenous materials for lead, hexavalent chromium, and mercury, and 0.01% for cadmium, or qualify for an exemption to these limits as defined in the Annexes of Directive 2000/53/EC (ELV). Regarding the REACH Regulation, the information TE provides on SVHC in articles for this part number is based on the latest European Chemicals Agency (ECHA) ‘Guidance on requirements for substances in articles’ posted at this URL: <https://echa.europa.eu/guidance-documents/guidance-on-reach>

Also in the Series | Z-PACK 2mm HM



Backplane Connector Housings(4)



Backplane Power Connectors(6)




Connector Caps & Covers(62)




Connector Contacts(2)



Connector Hardware(97)



Hard Metric Backplane Connectors (267)



High Speed Backplane Connectors(1)




Insertion & Extraction Tools(2)

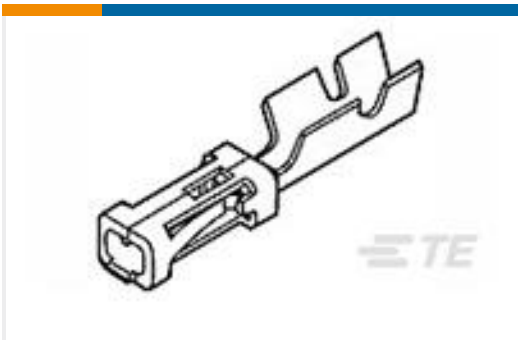


Rectangular Power Connectors(87)

Customers Also Bought



TE Part #5499910-6
A/L UNIV HDR 26P VERT SHT LAT



TE Part #1-87309-3
MOD V RECP LP



TE Part #1614881-1
CPF0603 10K 0.1% 25PPM 5K RL

Documents

Product Drawings
2MM HM, HOUSING, TYPE N

English

CAD Files
3D PDF
3D
Customer View Model



[ENG_CVM_CVM_646703-1_D.2d_dxf.zip](#)

English

Customer View Model

[ENG_CVM_CVM_646703-1_D.3d_igs.zip](#)

English

Customer View Model

[ENG_CVM_CVM_646703-1_D.3d_stp.zip](#)

English

By downloading the CAD file I accept and agree to the [Terms and Conditions](#) of use.

Product Specifications

Application Specification

English