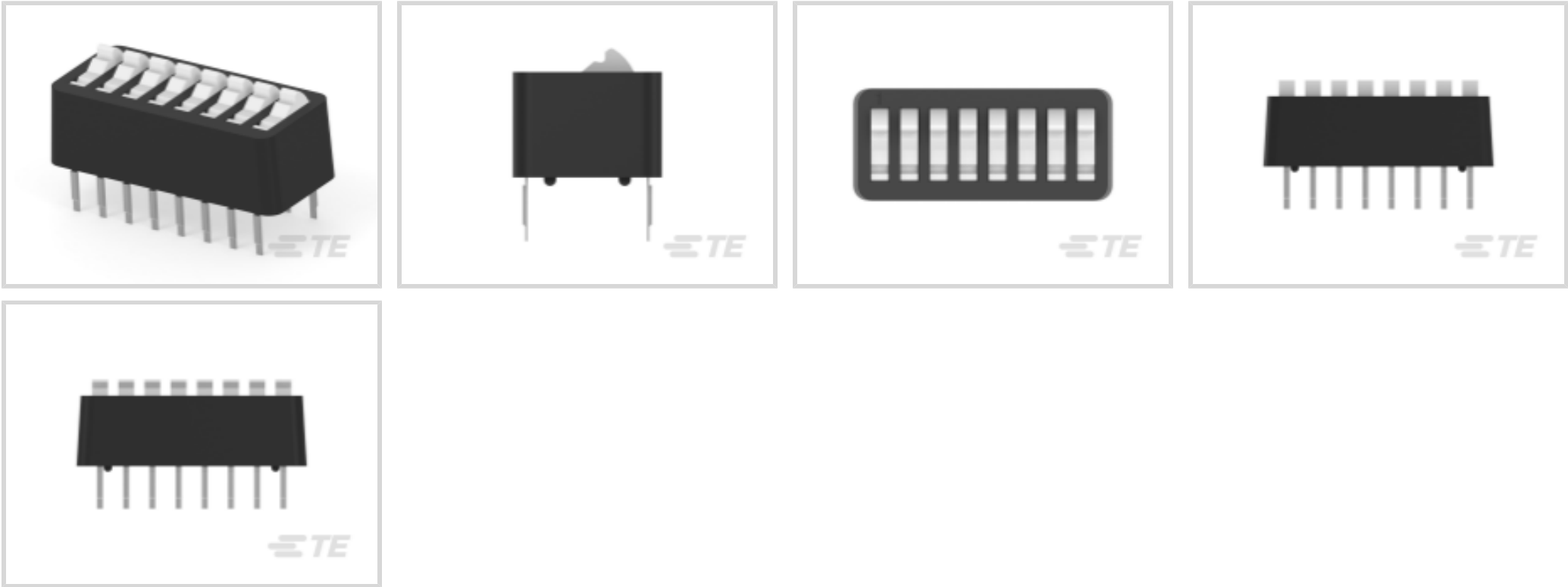




Switches > DIP & SIP Switches



Switch Contact Plating Material: Gold

Case Color: Black

Case Material: Polyester GF

Sealed Device: No

Number of Switches: 8

Features

Product Type Features

Sealed Device	No
DIP & SIP Switch Type	DIP
Actuator Style	Recessed Rocker

Configuration Features

Number of Positions	8
Number of Switches	8
Configuration (Pole-Throw)	Single Pole - Single Throw

Electrical Characteristics

Contact Current Rating	1.5 A
Operating Voltage	50 VDC

Body Features

Product Orientation	Vertical
Case Color	Black
Case Material	Polyester GF

Contact Features



	30 µin
PCB Contact Termination Area Plating Material	Tin
Switch Contact Plating Material	Gold
Contact Base Material	Beryllium Copper

Termination Features

Termination Post & Tail Length	3.56 mm[.14 in]
Termination Method to PCB	Through Hole - Solder

Housing Features

Centerline (Pitch)	2.54 mm[.1 in]
--------------------	----------------

Dimensions

Product Length	22.35 mm[.88 in]
Product Height	8.64 mm[.34 in]

Usage Conditions

Operating Temperature Range	-55 – 105 °C
-----------------------------	--------------

Packaging Features

Packaging Quantity	14
Packaging Method	Box & Tube, Tube

Product Compliance

For compliance documentation, visit the product page on TE.com>

EU RoHS Directive 2011/65/EU	Compliant
EU ELV Directive 2000/53/EC	Compliant
China RoHS 2 Directive MIIT Order No 32, 2016	No Restricted Materials Above Threshold
EU REACH Regulation (EC) No. 1907/2006	Current ECHA Candidate List: JUNE 2024 (241) Candidate List Declared Against: JUNE 2024 (241) Does not contain REACH SVHC
Halogen Content	Not Low Halogen - contains Br or Cl > 900 ppm.
Solder Process Capability	Wave solder capable to 265°C


Product Compliance Disclaimer

This information is provided based on reasonable inquiry of our suppliers and represents our current actual knowledge based on the information they provided. This information is subject to change. The part numbers that TE has identified as




EU RoHS compliant have a maximum concentration of 0.1% by weight in homogenous materials for lead, hexavalent chromium, mercury, PBB, PBDE, DBP, BBP, DEHP, DIBP, and 0.01% for cadmium, or qualify for an exemption to these limits as defined in the Annexes of Directive 2011/65/EU (RoHS2). Finished electrical and electronic equipment products will be CE marked as required by Directive 2011/65/EU. Components may not be CE marked. Additionally, the part numbers that TE has identified as EU ELV compliant have a maximum concentration of 0.1% by weight in homogenous materials for lead, hexavalent chromium, and mercury, and 0.01% for cadmium, or qualify for an exemption to these limits as defined in the Annexes of Directive 2000/53/EC (ELV). Regarding the REACH Regulation, the information TE provides on SVHC in articles for this part number is based on the latest European Chemicals Agency (ECHA) ‘Guidance on requirements for substances in articles’ posted at this URL: <https://echa.europa.eu/guidance-documents/guidance-on-reach>


Compatible Parts




TE Part # 1977104-4
STV08=8 POS SIP SWITCH




TE Part # 5161390-1
01P.DIP SWITCH ASSY



TE Part # 3-5435640-9
DIP SW 8 POSN SEALED

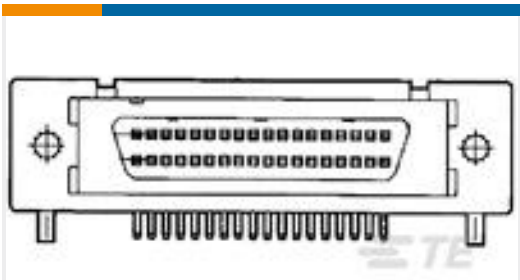


TE Part # 5435640-5
DIP SW 8POSN AU



TE Part # 4-5435640-1
DIP SW 10 POSN SEALED

Customers Also Bought



TE Part #2-5174225-5
AMPLIMITE 050-2B HOR 68P M2.5

Documents

Product Drawings
DIP SW ASSY-BLK SPST-8POS

English

CAD Files
3D PDF
3D



- Customer View Model

[ENG_CVM_CVM_5435166-5_B.2d_dxf.zip](#)

English
- Customer View Model

[ENG_CVM_CVM_5435166-5_B.3d_igs.zip](#)

English
- Customer View Model

[ENG_CVM_CVM_5435166-5_B.3d_stp.zip](#)

English
- 3D PDF

English
- Customer View Model

[ENG_CVM_5435166-5_A.2d_dxf.zip](#)

English
- Customer View Model

[ENG_CVM_5435166-5_A.3d_igs.zip](#)

English
- Customer View Model

[ENG_CVM_5435166-5_A.3d_stp.zip](#)

English

By downloading the CAD file I accept and agree to the [Terms and Conditions](#) of use.

Product Specifications

[Application Specification](#)

English

Instruction Sheets

[Instruction Sheet \(U.S.\)](#)

English