




Sensors > Temperature Sensors > RTD Sensors > RTD Probes > Stator (Rear Exit) RTD, CTO Mod 300H



RTD Sensor Type: **Stator**

Element Type: **Fiberglass Body**

Element Material: **Platinum**

Lead Wire Style: **Standard PTFE**

Operating Temperature (Max): **155 °C [311 °F]**

[All Stator \(Rear Exit\) RTD, CTO Mod 300H \(7\)](#)

Features

Product Type Features

RTD Sensor Type	Stator
Element Type	Fiberglass Body
Element Material	Platinum
Lead Wire Style	Standard PTFE

Usage Conditions

Operating Temperature (Max)	155 °C[311 °F]
-----------------------------	----------------

Product Compliance

[For compliance documentation, visit the product page on TE.com>](#)

EU RoHS Directive 2011/65/EU	Compliant with Exemptions
EU ELV Directive 2000/53/EC	Not Yet Reviewed
China RoHS 2 Directive MIIT Order No 32, 2016	Restricted Materials Above Threshold
EU REACH Regulation (EC) No. 1907/2006	Current ECHA Candidate List: JUNE 2024 (241) Candidate List Declared Against: JUNE 2022 (224) SVHC > Threshold: Pb (92.5% in Component Part) <small>Article Safe Usage Statements:</small>



Do not eat, drink or smoke when using this product. Wash thoroughly after handling. Recycle if possible and dispose of the article by following all applicable governmental regulations relevant to your geographic location.

Halogen Content	Not Yet Reviewed for halogen content
Solder Process Capability	Not reviewed for solder process capability

Product Compliance Disclaimer

This information is provided based on reasonable inquiry of our suppliers and represents our current actual knowledge based on the information they provided. This information is subject to change. The part numbers that TE has identified as EU RoHS compliant have a maximum concentration of 0.1% by weight in homogenous materials for lead, hexavalent chromium, mercury, PBB, PBDE, DBP, BBP, DEHP, DIBP, and 0.01% for cadmium, or qualify for an exemption to these limits as defined in the Annexes of Directive 2011/65/EU (RoHS2). Finished electrical and electronic equipment products will be CE marked as required by Directive 2011/65/EU. Components may not be CE marked. Additionally, the part numbers that TE has identified as EU ELV compliant have a maximum concentration of 0.1% by weight in homogenous materials for lead, hexavalent chromium, and mercury, and 0.01% for cadmium, or qualify for an exemption to these limits as defined in the Annexes of Directive 2000/53/EC (ELV). Regarding the REACH Regulations, TE’s information on SVHC in articles for this part number is still based on the European Chemical Agency (ECHA) ‘Guidance on requirements for substances in articles’(Version: 2, April 2011), applying the 0.1% weight on weight concentration threshold at the finished product level. TE is aware of the European Court of Justice ruling of September 10th, 2015 also known as O5A (Once An Article Always An Article) stating that, in case of ‘complex object’, the threshold for a SVHC must be applied to both the product as a whole and simultaneously to each of the articles forming part of its composition. TE has evaluated this ruling based on the new ECHA “Guidance on requirements for substances in articles” (June 2017, version 4.0) and will be updating its statements accordingly.

Compatible Parts



TE Part # CAT-RTD0001
Stator (Rear Exit) RTD, CTO Mod 300H

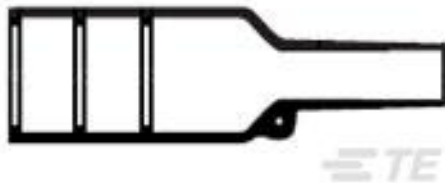









Also in the Series | MEAS 300 Series



RTD Probes(7)

Customers Also Bought



 <p>TE Part #396040-000 202K111-25-0</p>	 <p>TE Part #DT04-08PA-L012 REC, 8P, GRY, N, FLANGE, A</p>	 <p>TE Part #DT06-08SA PLG, 8P, GRY, N, A</p>	 <p>TE Part #W8S WEDGE LOCK, 8P, PLG, ORG, STD, DT</p>
 <p>TE Part #323171 TERMINAL,SOLIS R HR 6 5/16</p>	 <p>TE Part #34123 TERMINAL,SOLIS R 16-14 10</p>	 <p>TE Part #0462-201-16141 SOC, SOLID, SIZE 16, 16-20AWG, NI</p>	 <p>TE Part #114017-ZZ SEALING PLUG, SIZE 12/16, WHT</p>
 <p>TE Part #321870 TERMINAL SOLIS R 2/0 5/16</p>	 <p>TE Part #165295 SOLIS DIN 1.5-2.5 R M3</p>		

Documents

CAD Files

3D PDF

3D

Customer View Model

ENG_CVM_CVM_R-8949-34_A.2d_dxf.zip

English

Customer View Model

ENG_CVM_CVM_R-8949-34_A.3d_igs.zip

English

Customer View Model

ENG_CVM_CVM_R-8949-34_A.3d_stp.zip

English

By downloading the CAD file I accept and agree to the [Terms and Conditions](#) of use.

Datasheets & Catalog Pages

TESS-ANDO-408-0000052

English