

CR5AS-12

Thyristor

Medium Power Use

REJ03G0345-0200

Rev.2.00

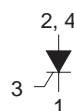
Mar.01.2005

Features

- $I_{T(AV)} : 5 \text{ A}$
- $V_{DRM} : 600 \text{ V}$
- $I_{GT} : 100 \mu\text{A}$
- Non-Insulated Type
- Glass Passivation Type

Outline

PRSS0004ZA-A
(Package name: MP-3A)



1. Cathode
2. Anode
3. Gate
4. Anode

Applications

Switching mode power supply, regulator for autcycle, protective circuit for TV sets, VCRs, and printers, igniter for autcycle, electric tool, strobe flasher, and other general purpose control applications

Maximum Ratings

Parameter	Symbol	Voltage class	Unit
		12	
Repetitive peak reverse voltage	V_{RRM}	600	V
Non-repetitive peak reverse voltage	V_{RSM}	720	V
DC reverse voltage	$V_R (DC)$	480	V
Repetitive peak off-state voltage ^{Note1}	V_{DRM}	600	V
DC off-state voltage ^{Note1}	$V_D (DC)$	480	V

Parameter	Symbol	Ratings	Unit	Conditions
RMS on-state current	$I_T (RMS)$	7.8	A	
Average on-state current	$I_T (AV)$	5	A	Commercial frequency, sine half wave 180° conduction, $T_c = 88^\circ\text{C}$
Surge on-state current	I_{TSM}	90	A	60Hz sine half wave 1 full cycle, peak value, non-repetitive
I^2t for fusing	I^2t	33	A^2s	Value corresponding to 1 cycle of half wave 60Hz, surge on-state current
Peak gate power dissipation	P_{GM}	0.5	W	
Average gate power dissipation	$P_{G (AV)}$	0.1	W	
Peak gate forward voltage	V_{FGM}	6	V	
Peak gate reverse voltage	V_{RGM}	6	V	
Peak gate forward current	I_{FGM}	0.3	A	
Junction temperature	T_j	- 40 to +125	$^\circ\text{C}$	
Storage temperature	T_{stg}	- 40 to +125	$^\circ\text{C}$	
Mass	—	0.26	g	Typical value

Notes: 1. With gate to cathode resistance $R_{GK} = 220 \Omega$.

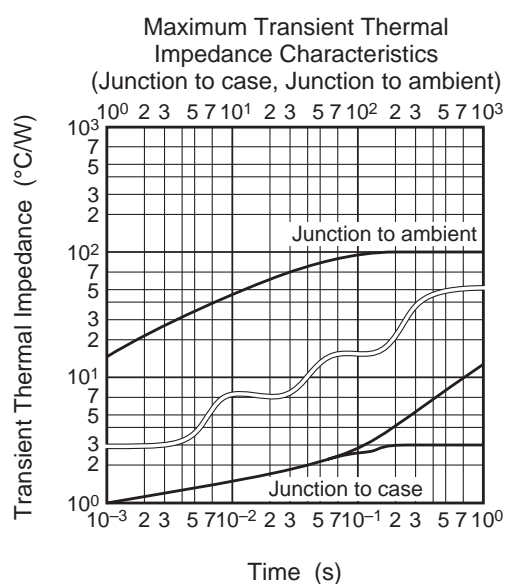
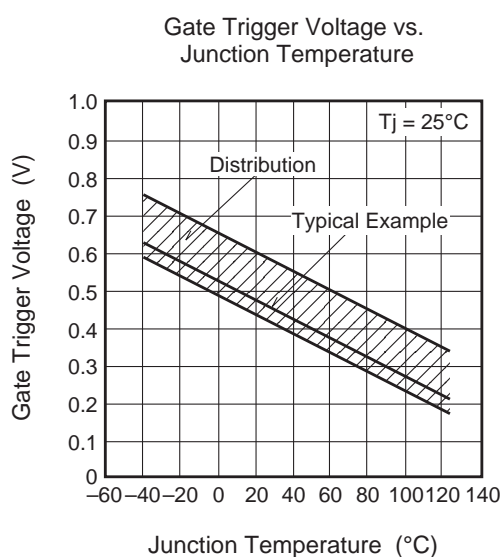
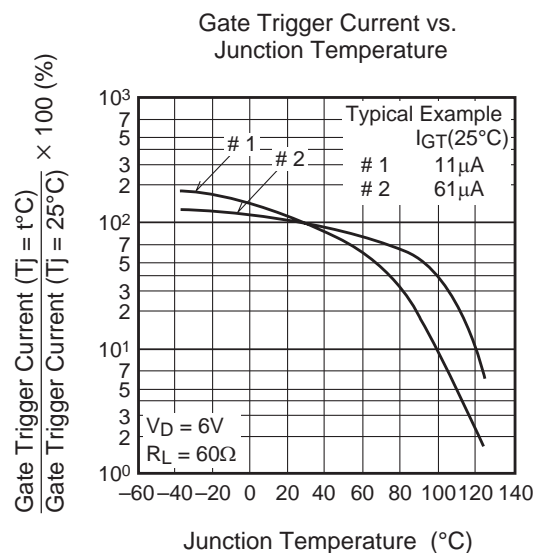
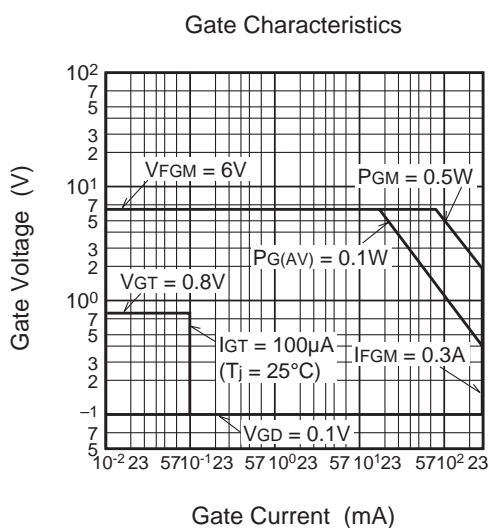
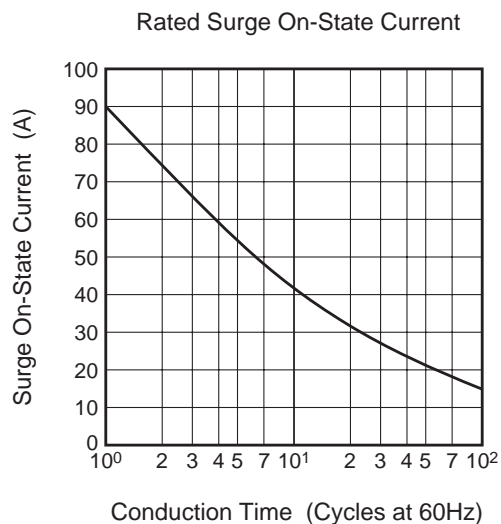
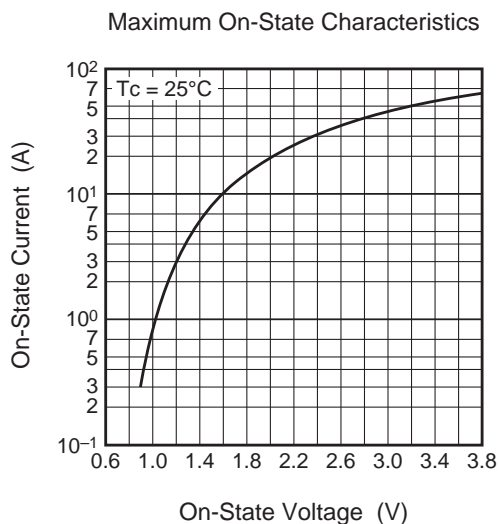
Electrical Characteristics

Parameter	Symbol	Min.	Typ.	Max.	Unit	Test conditions
Repetitive peak reverse current	I_{RRM}	—	—	2.0	mA	$T_j = 125^\circ\text{C}$, V_{RRM} applied, $R_{GK} = 220 \Omega$
Repetitive peak off-state current	I_{DRM}	—	—	2.0	mA	$T_j = 125^\circ\text{C}$, V_{DRM} applied, $R_{GK} = 220 \Omega$
On-state voltage	V_{TM}	—	—	1.8	V	$T_c = 25^\circ\text{C}$, $I_{TM} = 15 \text{ A}$, instantaneous value
Gate trigger voltage	V_{GT}	—	—	0.8	V	$T_j = 25^\circ\text{C}$, $V_D = 6 \text{ V}$, $I_T = 0.1 \text{ A}$
Gate non-trigger voltage	V_{GD}	0.1	—	—	V	$T_j = 125^\circ\text{C}$, $V_D = 1/2 V_{DRM}$, $R_{GK} = 220 \Omega$
Gate trigger current	I_{GT}	1	—	100 ^{Note3}	μA	$T_j = 25^\circ\text{C}$, $V_D = 6 \text{ V}$, $I_T = 0.1 \text{ A}$
Holding current	I_H	—	3.5	—	mA	$T_j = 25^\circ\text{C}$, $V_D = 12 \text{ V}$, $R_{GK} = 220 \Omega$
Thermal resistance	$R_{th (j-c)}$	—	—	3.0	$^\circ\text{C/W}$	Junction to case ^{Note2}

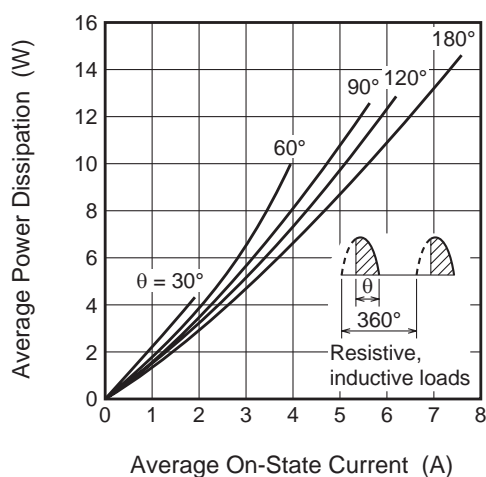
Notes: 2. The measurement point for case temperature is at anode tab.

3. If special value of I_{GT} is required, I_{GT} from 20 to 100 μA is possible. (I_{GT} item: E)

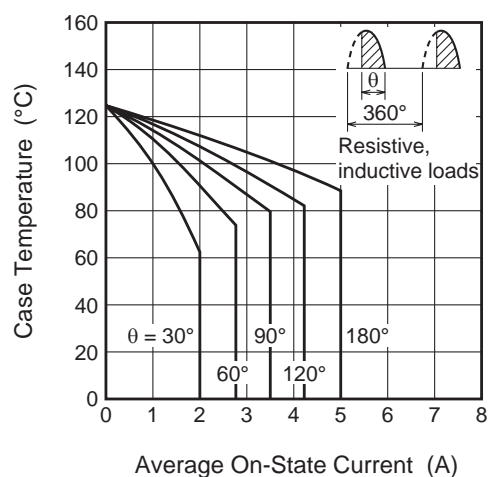
Performance Curves



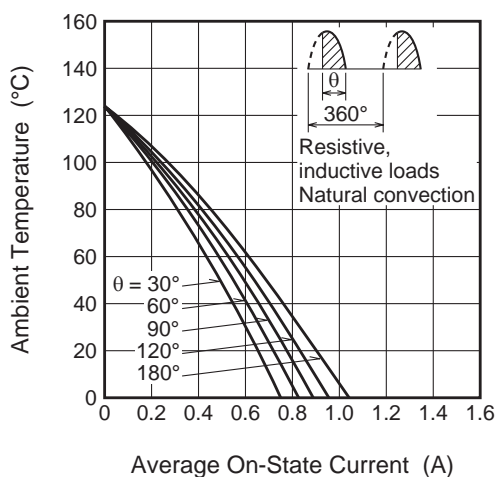
Maximum Average Power Dissipation
(Single-Phase Half Wave)



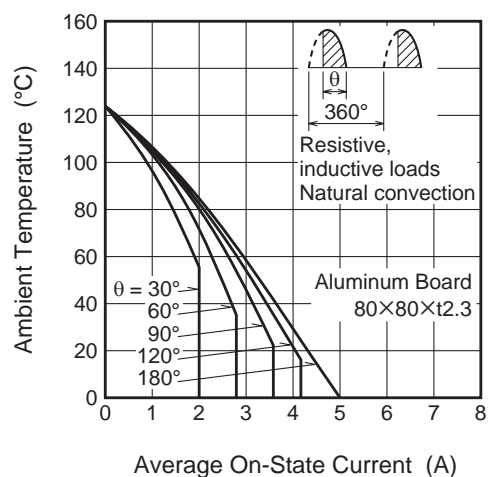
Allowable Case Temperature vs.
Average On-State Current
(Single-Phase Half Wave)



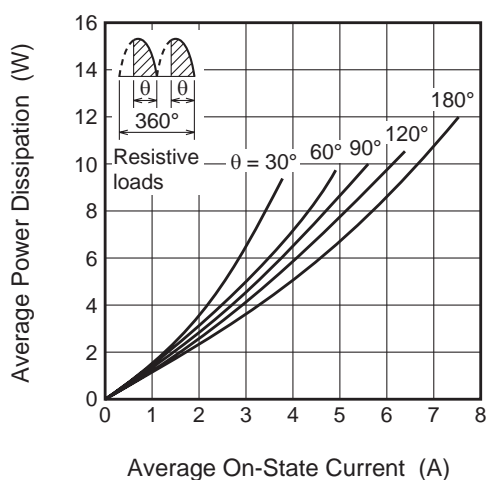
Allowable Ambient Temperature vs.
Average On-State Current
(Single-Phase Half Wave)



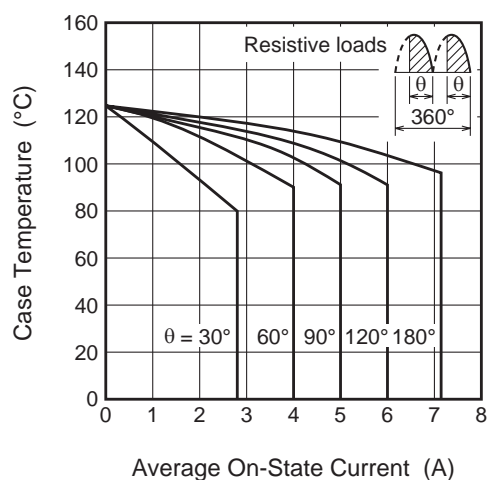
Allowable Ambient Temperature vs.
Average On-State Current
(Single-Phase Half Wave)



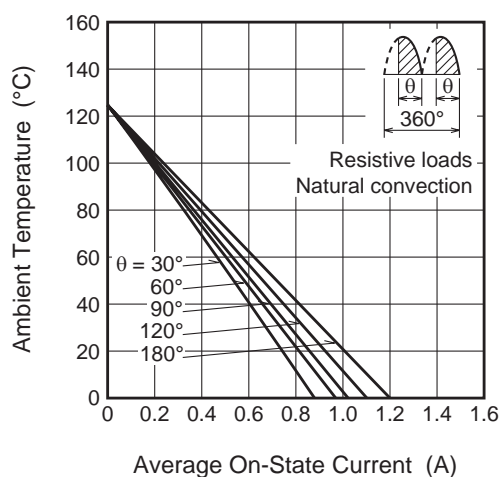
Maximum Average Power Dissipation
(Single-Phase Full Wave)



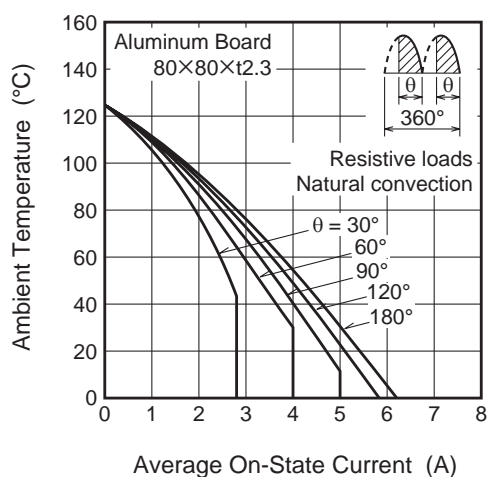
Allowable Case Temperature vs.
Average On-State Current
(Single-Phase Full Wave)



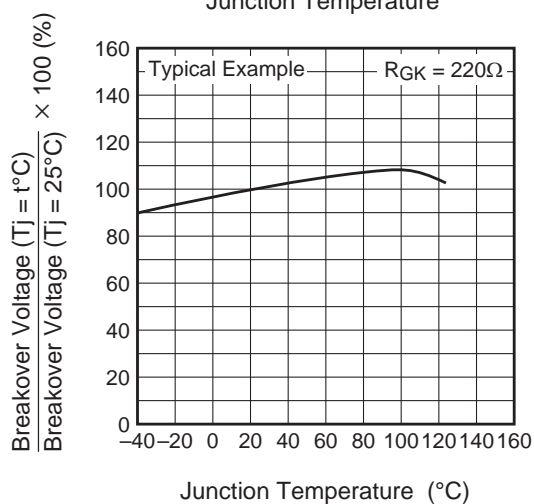
Allowable Ambient Temperature vs.
Average On-State Current
(Single-Phase Full Wave)



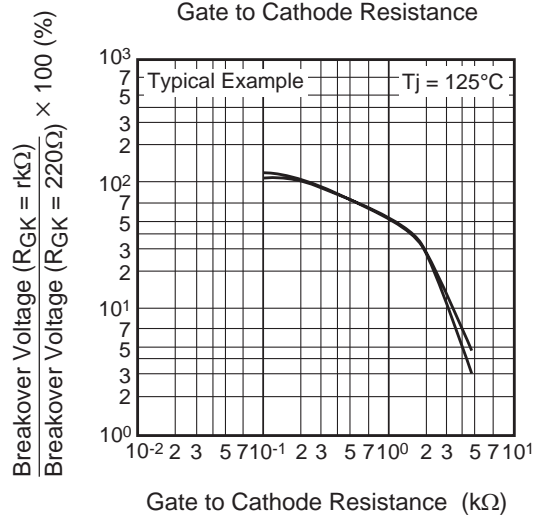
Allowable Ambient Temperature vs.
Average On-State Current
(Single-Phase Full Wave)



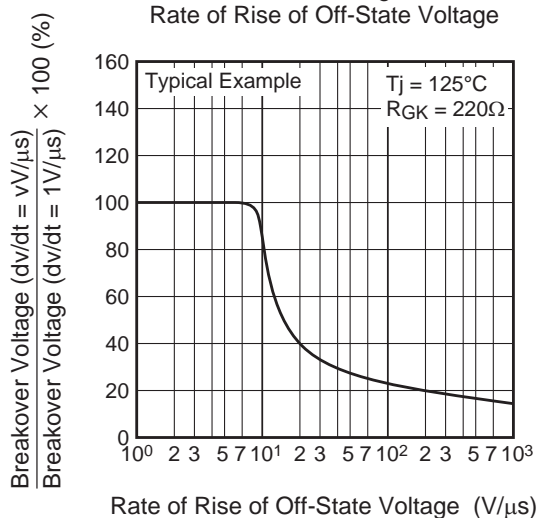
Breakover Voltage vs.
Junction Temperature



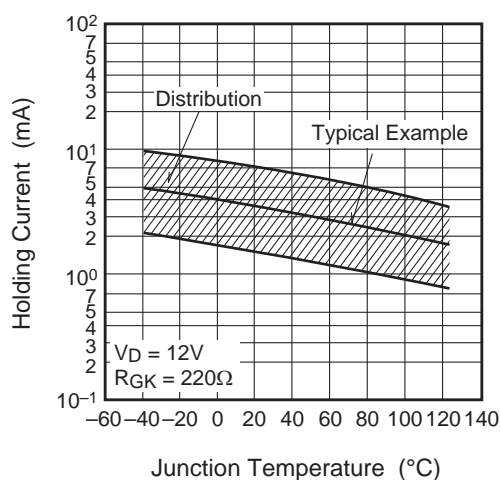
Breakover Voltage vs.
Gate to Cathode Resistance

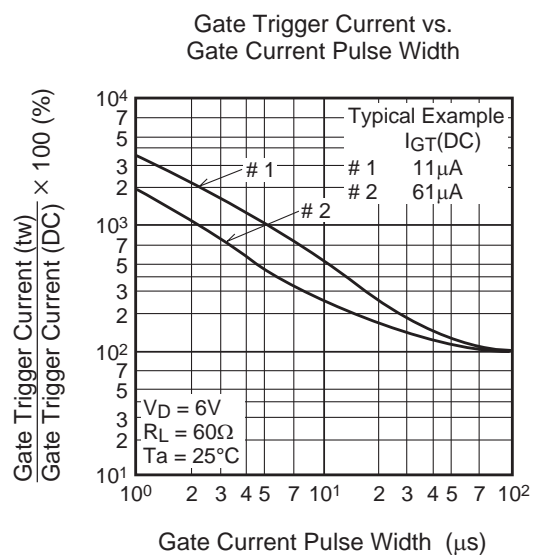
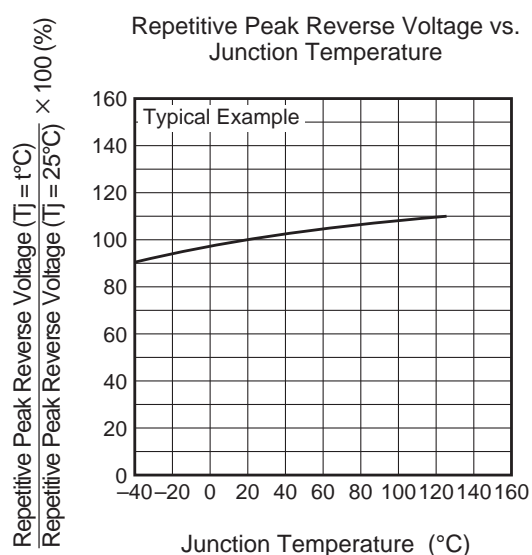
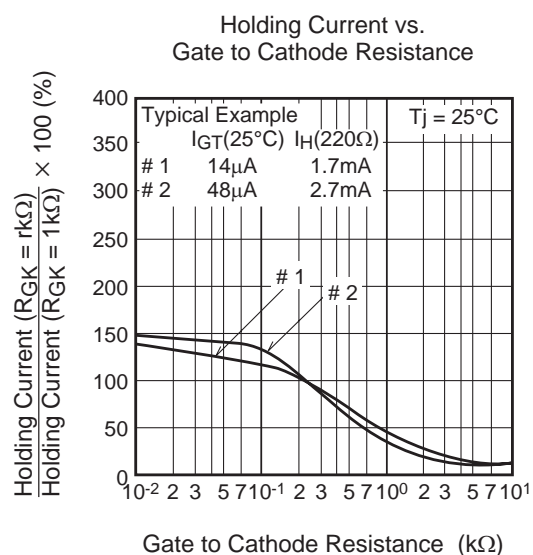


Breakover Voltage vs.
Rate of Rise of Off-State Voltage



Holding Current vs.
Junction Temperature





Package Dimensions

JEITA Package Code	RENESAS Code	Package Name	MASS[Typ.]	Unit: mm
SC-63	PRSS0004ZA-A	MP-3A	0.32g	

Order Code

Lead form	Standard packing	Quantity	Standard order code	Standard order code example
Surface-mounted type	Taping	3000	Type name – T +Direction (1 or 2) +3	CR5AS-12-T13
Surface-mounted type	Tube	75	Type name	CR5AS-12

Note : Please confirm the specification about the shipping in detail.

Renesas Technology Corp. Sales Strategic Planning Div. Nippon Bldg., 2-6-2, Ohte-machi, Chiyoda-ku, Tokyo 100-0004, Japan

Keep safety first in your circuit designs!

1. Renesas Technology Corp. puts the maximum effort into making semiconductor products better and more reliable, but there is always the possibility that trouble may occur with them. Trouble with semiconductors may lead to personal injury, fire or property damage.
Remember to give due consideration to safety when making your circuit designs, with appropriate measures such as (i) placement of substitutive, auxiliary circuits, (ii) use of nonflammable material or (iii) prevention against any malfunction or mishap.

Notes regarding these materials

1. These materials are intended as a reference to assist our customers in the selection of the Renesas Technology Corp. product best suited to the customer's application; they do not convey any license under any intellectual property rights, or any other rights, belonging to Renesas Technology Corp. or a third party.
2. Renesas Technology Corp. assumes no responsibility for any damage, or infringement of any third-party's rights, originating in the use of any product data, diagrams, charts, programs, algorithms, or circuit application examples contained in these materials.
3. All information contained in these materials, including product data, diagrams, charts, programs and algorithms represents information on products at the time of publication of these materials, and are subject to change by Renesas Technology Corp. without notice due to product improvements or other reasons. It is therefore recommended that customers contact Renesas Technology Corp. or an authorized Renesas Technology Corp. product distributor for the latest product information before purchasing a product listed herein.
The information described here may contain technical inaccuracies or typographical errors.
Renesas Technology Corp. assumes no responsibility for any damage, liability, or other loss rising from these inaccuracies or errors.
Please also pay attention to information published by Renesas Technology Corp. by various means, including the Renesas Technology Corp. Semiconductor home page (<http://www.renesas.com>).
4. When using any or all of the information contained in these materials, including product data, diagrams, charts, programs, and algorithms, please be sure to evaluate all information as a total system before making a final decision on the applicability of the information and products. Renesas Technology Corp. assumes no responsibility for any damage, liability or other loss resulting from the information contained herein.
5. Renesas Technology Corp. semiconductors are not designed or manufactured for use in a device or system that is used under circumstances in which human life is potentially at stake. Please contact Renesas Technology Corp. or an authorized Renesas Technology Corp. product distributor when considering the use of a product contained herein for any specific purposes, such as apparatus or systems for transportation, vehicular, medical, aerospace, nuclear, or undersea repeater use.
6. The prior written approval of Renesas Technology Corp. is necessary to reprint or reproduce in whole or in part these materials.
7. If these products or technologies are subject to the Japanese export control restrictions, they must be exported under a license from the Japanese government and cannot be imported into a country other than the approved destination.
Any diversion or reexport contrary to the export control laws and regulations of Japan and/or the country of destination is prohibited.
8. Please contact Renesas Technology Corp. for further details on these materials or the products contained therein.



RENESAS SALES OFFICES

<http://www.renesas.com>

Refer to "<http://www.renesas.com/en/network>" for the latest and detailed information.

Renesas Technology America, Inc.

450 Holger Way, San Jose, CA 95134-1368, U.S.A
Tel: <1> (408) 382-7500, Fax: <1> (408) 382-7501

Renesas Technology Europe Limited

Dukes Meadow, Millboard Road, Bourne End, Buckinghamshire, SL8 5FH, U.K.
Tel: <44> (1628) 585-100, Fax: <44> (1628) 585-900

Renesas Technology Hong Kong Ltd.

7th Floor, North Tower, World Finance Centre, Harbour City, 1 Canton Road, Tsimshatsui, Kowloon, Hong Kong
Tel: <852> 2265-6688, Fax: <852> 2730-6071

Renesas Technology Taiwan Co., Ltd.

10th Floor, No.99, Fushing North Road, Taipei, Taiwan
Tel: <886> (2) 2715-2888, Fax: <886> (2) 2713-2999

Renesas Technology (Shanghai) Co., Ltd.

Unit2607 Ruijing Building, No.205 Maoming Road (S), Shanghai 200020, China
Tel: <86> (21) 6472-1001, Fax: <86> (21) 6415-2952

Renesas Technology Singapore Pte. Ltd.

1 Harbour Front Avenue, #06-10, Keppel Bay Tower, Singapore 098632
Tel: <65> 6213-0200, Fax: <65> 6278-8001