

M23-1RS1N8A9004S - Coupler connector



1629101

<https://www.phoenixcontact.com/us/products/1629101>

Please be informed that the data shown in this PDF document is generated from our online catalog. Please find the complete data in the user documentation. Our general terms of use for downloads are valid.



M23, Coupler connector, series: M23 PRO, straight, shielded: yes, for standard and ONECLICK fast locking system, No. of pos.: 16+2+PE, Direction of rotation: Standard, contact connection type: Socket, Crimp connection, cable diameter range: 9 mm ... 15 mm, coding: N, Item is lead-free in accordance with RoHS II without Exemption 6c (Pb < 0.1 %)

Your advantages

- Solutions with cross-manufacturer compatibility for standard and fast locking systems
- Modern, consistent design for highly convenient operation
- Easy, cost-effective cable assembly: uniform shielding of M17 to M40

Commercial data

Item number	1629101
Packing unit	1 pc
Minimum order quantity	1 pc
Sales key	AB30
Product key	ABRABG
GTIN	4055626762388
Weight per piece (including packing)	111 g
Weight per piece (excluding packing)	100 g
Customs tariff number	85366990
Country of origin	DE

M23-1RS1N8A9004S - Coupler connector



1629101

<https://www.phoenixcontact.com/us/products/1629101>

Technical data

Notes

Order information:	Order crimp contacts 16 x Ø 1 mm, 3 x Ø 1.5 mm separately
Notes on operation	Please observe the derating curve.

Safety note

Safety note	WARNING: The connectors may not be plugged in or disconnected under load. Ignoring the warning or improper use may damage persons and/or property.
	• WARNING: Commission properly functioning products only. The products must be regularly inspected for damage. Decommission defective products immediately. Replace damaged products. Repairs are not possible.
	• WARNING: Only electrically qualified personnel may install and operate the product. They must observe the following safety notes. The qualified personnel must be familiar with the basics of electrical engineering. They must be able to recognize and prevent danger. The relevant symbol on the packaging indicates that only personnel familiar with electrical engineering are allowed to install and operate the product.
	• The products are suitable for applications in plant, controller, and electrical device engineering.
	• When operating the connectors in outdoor applications, they must be separately protected against environmental influences.
	• Assembled products may not be manipulated or improperly opened.
	• Only use mating connectors that are specified in the technical data of the standards listed (e.g. the ones listed in the product accessories online at phoenixcontact.com/products).
	• When using the product in direct connection with third-party manufacturers, the user is responsible.
	• For operating voltages > 50 V AC, conductive connector housings must be grounded
	• Ensure that the protective or functional ground has been properly connected.
	• VDE 0100/1.97 § 411.1.3.2 and DIN EN 60 204/11.98 § 14.1.3 are applicable when combining several circuits in a cable and/or connector
	• Only use tools recommended by Phoenix Contact
	• The installation notes/Design In documents online on the download page at phoenixcontact.com/products must be observed for this product.
	• Operate the connector only when it is fully plugged in and interlocked.
	• Ensure that when laying the cable, the tensile load on the connectors does not exceed the upper limit specified in the standards.
	• Observe the minimum bending radius of the cable. Lay the cable without twisting it.
	• The connector warms up in normal operation. Depending on the ambient conditions, the surface of the connector can continue to

M23-1RS1N8A9004S - Coupler connector



1629101

<https://www.phoenixcontact.com/us/products/1629101>

warm up. In this case, the user is responsible for posting warnings (e.g. DIN EN ISO 13732-1:2008-12).

Mounting

Thread type	()
-------------	----

Product properties

Product type	Circular connector (cable-side)
--------------	---------------------------------

Data management status

Article revision	02
------------------	----

Connector

Insulating body

Coding	N
Insulation body material	PA 6.6
Insertion/withdrawal cycles	100
Connection method	Crimp connection
Contact switching type	Socket
Application	Signal
Number of positions	19
Direction of rotation	Standard
Connection profile	16+2+PE

Contact diameter	1.5 mm
------------------	--------

Power contacts

Litz wire cross-section	0.08 mm ²
-------------------------	----------------------

Power contacts min.

Litz wire cross-section	1 mm ²
-------------------------	-------------------

Power contacts max.

Rated current	10 A
---------------	------

Power contacts

Note	for max. connection cross section
------	-----------------------------------

Rated voltage	150 V
---------------	-------

Rated surge voltage	1.5 kV
---------------------	--------

Overvoltage category	II
----------------------	----

Degree of pollution	3
---------------------	---

Contact diameter	1 mm
------------------	------

Signal contacts

Litz wire cross-section	0.08 mm ²
-------------------------	----------------------

Signal contacts min.

Litz wire cross-section	1 mm ²
-------------------------	-------------------

Signal contacts max.

Nominal current per signal contact	8 A
------------------------------------	-----

Note	for max. connection cross section
------	-----------------------------------

Rated voltage Signal contact	150 V
------------------------------	-------

Overvoltage category	II
----------------------	----

Degree of pollution	3
---------------------	---

Installation height	2000 m
---------------------	--------

Housing

M23-1RS1N8A9004S - Coupler connector



1629101

<https://www.phoenixcontact.com/us/products/1629101>

Housing material	GD-Zn
Type of locking	for standard and ONECLICK fast locking system
Pg screw connection	none
Degree of protection (plugged in)	IP66 / IP68 (2 m / 24 h)
Thread type	M23

Seal

External cable diameter	9 mm ... 15 mm
Seal material	FKM

Environmental and real-life conditions

Ambient conditions

Ambient temperature (operation)	-40 °C ... 105 °C (see to derating)
Ambient temperature (storage/transport)	15 °C ... 25 °C
Altitude	2000 m
Permissible humidity (storage/transport)	50 % ... 65 %
Permanent temperature	125 °C (DIN EN 60512-9-2 / 1000 h)

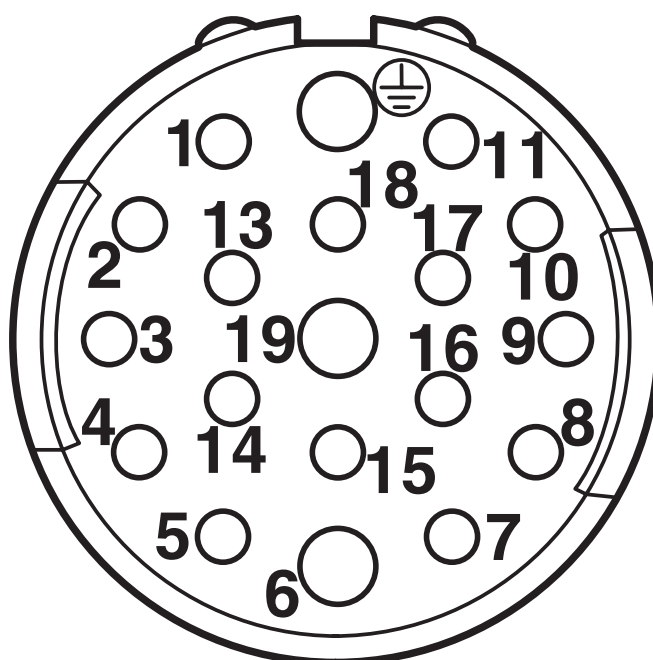
M23-1RS1N8A9004S - Coupler connector

1629101

<https://www.phoenixcontact.com/us/products/1629101>

Drawings

Schematic diagram

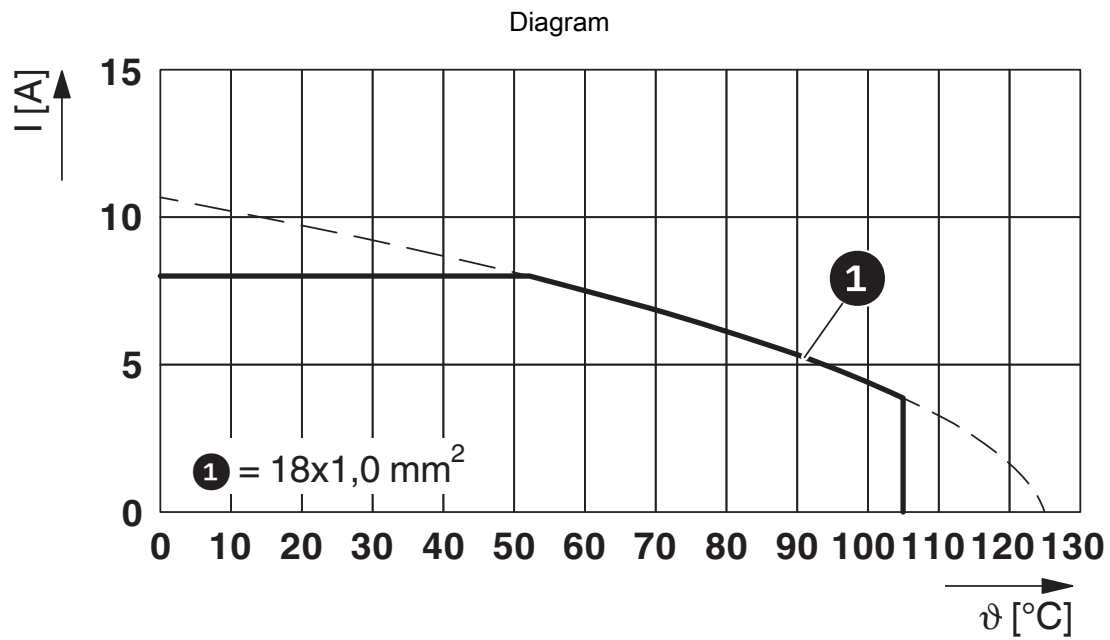


Connector pin assignment

M23-1RS1N8A9004S - Coupler connector

1629101

<https://www.phoenixcontact.com/us/products/1629101>



I = current strength, ϑ = ambient temperature, 18x 8 A


M23-1RS1N8A9004S - Coupler connector



1629101

<https://www.phoenixcontact.com/us/products/1629101>

Approvals

 To download certificates, visit the product detail page: <https://www.phoenixcontact.com/us/products/1629101>



cUL Recognized

Approval ID: E335019-20141210



UL Recognized

Approval ID: E335019-20141210

cULus Recognized

M23-1RS1N8A9004S - Coupler connector



1629101

<https://www.phoenixcontact.com/us/products/1629101>

Classifications

ECLASS

ECLASS-11.0	27440102
ECLASS-12.0	27440116
ECLASS-13.0	27440116

ETIM

ETIM 9.0	EC002635
----------	----------

UNSPSC

UNSPSC 21.0	39121400
-------------	----------

M23-1RS1N8A9004S - Coupler connector



1629101
<https://www.phoenixcontact.com/us/products/1629101>

Environmental product compliance

EU RoHS	
Fulfills EU RoHS substance requirements	Yes, No exemptions
China RoHS	
Environment friendly use period (EFUP)	EFUP-E
	No hazardous substances above the limits
EU REACH SVHC	
REACH candidate substance (CAS No.)	No substance above 0.1 wt%

Phoenix Contact 2024 © - all rights reserved
<https://www.phoenixcontact.com>

Phoenix Contact USA
586 Fulling Mill Road
Middletown, PA 17057, United States
(+717) 944-1300
info@phoenixcon.com