

1084020
<https://www.phoenixcontact.com/us/products/1084020>

Please be informed that the data shown in this PDF document is generated from our online catalog. Please find the complete data in the user documentation. Our general terms of use for downloads are valid.



PCB connector, nominal cross section: 1.5 mm², color: light gray, nominal current: 8 A, rated voltage (III/2): 150 V, contact surface: Sn, contact connection type: Socket, number of potentials: 4, number of rows: 1, number of positions: 4, number of connections: 4, product range: ICC..-PSC1,5/...-3,5, pitch: 3.5 mm, connection method: Screw connection with tension sleeve, screw head form: L Slotted, conductor/PCB connection direction: 0 °, locking clip: - Locking clip, plug-in system: ICC 1,5, locking: without, mounting: without, type of packaging: packed in cardboard

Your advantages

- Variable coding, for reliable protection against incorrect connection
- Quick and easily coded when initially connecting the connector and header
- High packing density with 3.5 mm pitch

Commercial data

Item number	1084020
Packing unit	50 pc
Minimum order quantity	10 pc
Sales key	AC09
Product key	ACHAFC
GTIN	4055626819730
Weight per piece (including packing)	4.326 g
Weight per piece (excluding packing)	3.49 g
Customs tariff number	85366990
Country of origin	CN

ICC20-PSC1,5/4-3,5-AA-7035 - PCB connector



1084020

<https://www.phoenixcontact.com/us/products/1084020>

Technical data

Product properties

Product type	PCB connector
Product family	ICC...PSC1,5/...-3,5
Type	Standard
Number of positions	4
Pitch	3.5 mm
Number of connections	4
Number of rows	1
Number of potentials	4

Data management status

Article revision	03
------------------	----

Electrical properties

Nominal current I_N	8 A
Nominal voltage U_N	150 V
Contact resistance	1.76 mΩ
Rated voltage (III/3)	150 V
Rated surge voltage (III/3)	2.5 kV
Rated voltage (III/2)	150 V
Rated surge voltage (III/2)	2.5 kV
Rated voltage (II/2)	250 V
Rated surge voltage (II/2)	2.5 kV

Connection data

Connection technology

Connector system	ICC 1,5
Nominal cross section	1.5 mm²
Contact connection type	Socket

Interlock

Locking type	without
Mounting flange	without

Conductor connection

Connection method	Screw connection with tension sleeve
Conductor/PCB connection direction	0 °
Conductor cross section rigid	0.14 mm² ... 1.5 mm²
Conductor cross section flexible	0.14 mm² ... 1.5 mm²
Conductor cross section AWG	24 ... 16
Conductor cross section flexible, with ferrule without plastic sleeve	0.25 mm² ... 0.75 mm²
Conductor cross section, flexible, with ferrule, with plastic sleeve	0.25 mm² ... 0.75 mm²

ICC20-PSC1,5/4-3,5-AA-7035 - PCB connector



1084020

<https://www.phoenixcontact.com/us/products/1084020>

Cylindrical gauge a x b / diameter	2.4 mm x 1.5 mm / 1.6 mm
Stripping length	8 mm
Drive form screw head	Slotted (L)
Tightening torque	0.22 Nm ... 0.25 Nm

Material specifications

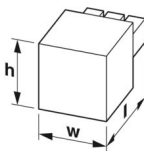
Material data - contact

Note	WEEE/RoHS-compliant, free of whiskers according to IEC 60068-2-82/JEDEC JESD 201
Contact material	Cu alloy
Surface characteristics	Tin-plated
Metal surface terminal point (top layer)	Tin (Sn)
Metal surface contact area (top layer)	Tin (Sn)

Material data - housing

Color (Housing)	light gray (7035)
Insulating material	PA
Insulating material group	I
CTI according to IEC 60112	600
Flammability rating according to UL 94	V0
Glow wire flammability index GWFI according to EN 60695-2-12	850
Glow wire ignition temperature GWIT according to EN 60695-2-13	775
Temperature for the ball pressure test according to EN 60695-10-2	125 °C

Dimensions

Dimensional drawing	
Pitch	3.5 mm
Width [w]	17.5 mm
Height [h]	14.9 mm
Length [l]	18.8 mm

Notes

Coding	For details, refer to the product drawing in the "Downloads" tab.
Safety note	
Safety note	<p>WARNING: The connectors may not be plugged in or disconnected under load. Ignoring the warning or improper use may damage persons and/or property.</p> <p>• WARNING: Commission properly functioning products only. The products must be regularly inspected for damage.</p>

	Decommission defective products immediately. Replace damaged products. Repairs are not possible.
	<ul style="list-style-type: none"> • WARNING: Only electrically qualified personnel may install and operate the product. They must observe the following safety notes. The qualified personnel must be familiar with the basics of electrical engineering. They must be able to recognize and prevent danger. The relevant symbol on the packaging indicates that only personnel familiar with electrical engineering are allowed to install and operate the product.
	<ul style="list-style-type: none"> • The item is intended to be an unencapsulated plug for installation in a housing.
	<ul style="list-style-type: none"> • Operate the connector only when it is fully plugged in.

Mechanical tests

Test for conductor damage and slackening

Specification	IEC 60999-1:1999-11
Result	Test passed

Repeated connection and disconnection

Specification	IEC 60999-1:1999-11
Result	Test passed

Pull-out test

Specification	IEC 60999-1:1999-11
Conductor cross section/conductor type/tractive force setpoint/actual value	0.14 mm ² / solid / > 10 N
	0.14 mm ² / flexible / > 10 N
	1.5 mm ² / solid / > 40 N
	1.5 mm ² / flexible / > 40 N

Insertion and withdrawal forces

Specification	IEC 60512-13-2:2006-02
Result	Test passed
No. of cycles	25
Insertion strength per pos. approx.	7.2 N
Withdraw strength per pos. approx.	5.4 N

Resistance of inscriptions

Specification	IEC 60068-2-70:1995-12
Result	Test passed

Polarization and coding

Specification	IEC 60512-13-5:2006-02
Result	Test passed

Visual inspection

Specification	IEC 60512-1-1:2002-02
Result	Test passed

Dimension check

ICC20-PSC1,5/4-3,5-AA-7035 - PCB connector



1084020

<https://www.phoenixcontact.com/us/products/1084020>

Specification	IEC 60512-1-2:2002-02
Result	Test passed

Environmental and real-life conditions

Vibration test

Specification	IEC 60068-2-6:2007-12
Frequency	10 - 150 - 10 Hz
Sweep speed	1 octave/min
Amplitude	0.35 mm (10 Hz ... 60.1 Hz)
Acceleration	5g (60.1 Hz ... 150 Hz)
Test duration per axis	2.5 h
Test directions	X-, Y- and Z-axis

Durability test

Specification	IEC 60512-9-1:2010-03
Impulse withstand voltage at sea level	2.95 kV
Contact resistance R_1	1.76 m Ω
Contact resistance R_2	1.82 m Ω
Insertion/withdrawal cycles	25
Insulation resistance, neighboring positions	> 3 T Ω

Climatic test

Specification	ISO 6988:1985-02
Corrosive stress	0.2 dm ³ SO ₂ on 300 dm ³ /40 °C/1 cycle
Thermal stress	100 °C/168 h
Power-frequency withstand voltage	1.54 kV

Ambient conditions

Ambient temperature (operation)	-40 °C ... 105 °C (dependent on the derating curve)
Ambient temperature (storage/transport)	-40 °C ... 55 °C
Relative humidity (storage/transport)	30 % ... 70 %
Ambient temperature (assembly)	-5 °C ... 100 °C

Electrical tests

Thermal test | Test group C

Specification	IEC 60512-5-1:2002-02
Tested number of positions	5

Insulation resistance

Specification	IEC 60512-3-1:2002-02
Insulation resistance, neighboring positions	> 3 T Ω

Air clearances and creepage distances |

Specification	IEC 60664-1:2007-04
Insulating material group	I

ICC20-PSC1,5/4-3,5-AA-7035 - PCB connector



1084020

<https://www.phoenixcontact.com/us/products/1084020>

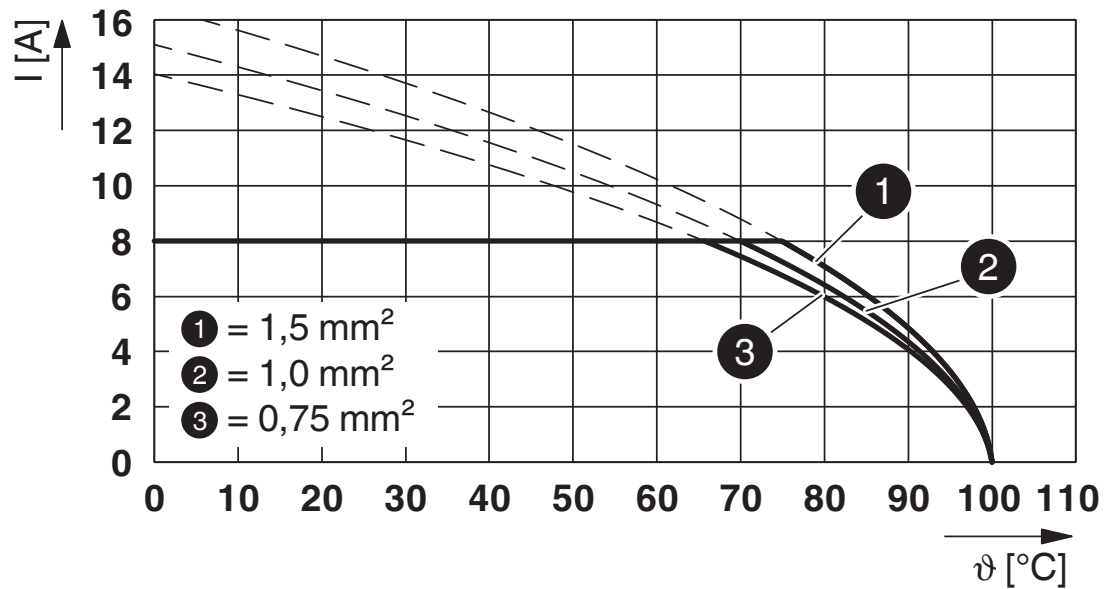
Comparative tracking index (IEC 60112)	CTI 600
Rated insulation voltage (III/3)	150 V
Rated surge voltage (III/3)	2.5 kV
minimum clearance value - non-homogenous field (III/3)	1.5 mm
minimum creepage distance (III/3)	2 mm
Rated insulation voltage (III/2)	150 V
Rated surge voltage (III/2)	2.5 kV
minimum clearance value - non-homogenous field (III/2)	1.5 mm
minimum creepage distance (III/2)	0.8 mm
Rated insulation voltage (II/2)	250 V
Rated surge voltage (II/2)	2.5 kV
minimum clearance value - non-homogenous field (II/2)	1.5 mm
minimum creepage distance (II/2)	1.25 mm

Packaging specifications

Type of packaging	packed in cardboard
-------------------	---------------------

Drawings

Diagram



Type: ICC20(25)-PSC1,5/...-3,5-... with ICC20(25)-H/...L(R)3,5-...

ICC20-PSC1,5/4-3,5-AA-7035 - PCB connector




1084020

<https://www.phoenixcontact.com/us/products/1084020>

Approvals

To download certificates, visit the product detail page: <https://www.phoenixcontact.com/us/products/1084020>

<div> cULus Recognized Approval ID: E60425-20181123</div>				
	Nominal voltage U_N	Nominal current I_N	Cross section AWG	Cross section mm^2
Use group B				
	300 V	8 A	24 - 16	-

ICC20-PSC1,5/4-3,5-AA-7035 - PCB connector



1084020

<https://www.phoenixcontact.com/us/products/1084020>

Classifications

ECLASS

ECLASS-11.0	27460202
ECLASS-12.0	27460202
ECLASS-13.0	27460202

ETIM

ETIM 9.0	EC002638
----------	----------

UNSPSC

UNSPSC 21.0	39121400
-------------	----------

Environmental product compliance

EU RoHS	
Fulfills EU RoHS substance requirements	Yes, No exemptions
China RoHS	
Environment friendly use period (EFUP)	EFUP-50
	An article-related China RoHS declaration table can be found in the download area for the respective article under "Manufacturer declaration". For all articles with EFUP-E, no China RoHS declaration table issued and required.
EU REACH SVHC	
REACH candidate substance (CAS No.)	No substance above 0.1 wt%