

521205-7 ✓ ACTIVE

RAST | RAST 5 IDC Connectors

TE Internal #: 521205-7

Housing, Receptacle, Wire-to-Board, 3 Position, 5 mm [.197 in]  
Centerline, Crimp, 1 Row, Natural, Mating Retention, RAST 5 IDC  
Connectors

[View on TE.com >](#)



Connectors > PCB Connectors > Wire-to-Board Connectors > Wire-to-Board Connector Assemblies & Housings



Connector Product Type: **Housing**

Connector & Housing Type: **Receptacle**

Connector System: **Wire-to-Board**

Number of Positions: **3**

Centerline (Pitch): **5 mm [.197 in]**

## Features

### Product Type Features

Connector Product Type	Housing
Connector & Housing Type	Receptacle
Connector System	Wire-to-Board
Sealable	No
Connector & Contact Terminates To	Wire & Cable

### Configuration Features

Keying & Polarized Position Locations	3B
Number of Positions	3
Number of Rows	1

### Body Features

Primary Product Color	Natural
-----------------------	---------

### Contact Features

Contact Type	Socket
Contact Base Material	Brass



### Termination Features

Termination Method to Wire & Cable	Crimp
------------------------------------	-------

### Mechanical Attachment

Strain Relief	Without
Panel Mount Feature	Without
PCB Mount Retention	Without
Mating Retention Type	Latch
Mating Retention	With
Connector Mounting Type	Cable Mount (Free-Hanging)

### Housing Features

Housing Entry Configuration	Both Ends Closed
Housing Material	PA 6/66 Nylon
Centerline (Pitch)	5 mm [.197 in]

### Dimensions

Connector Length	9.2 mm [.362 in]
Connector Height	15.12 mm [.595 in]
Wire Size	22 – 14 AWG
Row-to-Row Spacing	5 mm [.197 in]

### Usage Conditions

Operating Temperature Range	-40 – 110 °C [-40 – 230 °F]
-----------------------------	-----------------------------

### Operation/Application

Circuit Application	Power & Signal
---------------------	----------------

### Industry Standards

Glow Wire Rating	Standard Part - Not Glow Wire
UL Flammability Rating	UL 94V-0

### Packaging Features

Packaging Quantity	1
Packaging Method	Package

### Product Compliance

[For compliance documentation, visit the product page on TE.com>](#)



EU RoHS Directive 2011/65/EU	Compliant
EU ELV Directive 2000/53/EC	Compliant
China RoHS 2 Directive MIIT Order No 32, 2016	No Restricted Materials Above Threshold
EU REACH Regulation (EC) No. 1907/2006	Current ECHA Candidate List: JUNE 2024 (241) Candidate List Declared Against: JUNE 2024 (241) Does not contain REACH SVHC
Halogen Content	Low Halogen - Br, Cl, F, I < 900 ppm per homogenous material. Also BFR/CFR/PVC Free
Solder Process Capability	Not applicable for solder process capability

Product Compliance Disclaimer

This information is provided based on reasonable inquiry of our suppliers and represents our current actual knowledge based on the information they provided. This information is subject to change. The part numbers that TE has identified as EU RoHS compliant have a maximum concentration of 0.1% by weight in homogenous materials for lead, hexavalent chromium, mercury, PBB, PBDE, DBP, BBP, DEHP, DIBP, and 0.01% for cadmium, or qualify for an exemption to these limits as defined in the Annexes of Directive 2011/65/EU (RoHS2). Finished electrical and electronic equipment products will be CE marked as required by Directive 2011/65/EU. Components may not be CE marked. Additionally, the part numbers that TE has identified as EU ELV compliant have a maximum concentration of 0.1% by weight in homogenous materials for lead, hexavalent chromium, and mercury, and 0.01% for cadmium, or qualify for an exemption to these limits as defined in the Annexes of Directive 2000/53/EC (ELV). Regarding the REACH Regulation, the information TE provides on SVHC in articles for this part number is based on the latest European Chemicals Agency (ECHA) 'Guidance on requirements for substances in articles' posted at this URL: <https://echa.europa.eu/guidance-documents/guidance-on-reach>

## Compatible Parts

 <p>TE Part # 521205-1 POSI-LOK HSG.250-3 POS RAST5</p>	 <p>TE Part # 521208-1 POSI-LOK HSG.250-6 POS RAST5</p>	 <p>TE Part # 521210-1 POSI-LOK HSG.250-8 POS RAST5</p>	 <p>TE Part # 521205-6 RAST 5, P-L HSG.-3 POS (03-K)</p>
 <p>TE Part # 521207-4 HSG,RAST 5,POSI LOCK MKIII,5P</p>	 <p>TE Part # 1-521205-1 RAST 5, P-L MK3 HSG.-3 POS</p>	 <p>TE Part # 1969117-1 HSG,3P,RAST 5 CRIMP R/A,SPECIAL</p>	 <p>TE Part # 5-1969536-2 GWHSG,RECP,POSILOK MKIII, 250SER,3P 2CIR</p>



TE Part # 5-1969536-5  
GWHSG,RECP,POSILOK MKIII ,  
250SER,3P 2CIR



TE Part # 521205-9  
RAST 5 HSG,3P



TE Part # 521206-6  
POSI-LOK HSG.250-4 POS RAST5




TE Part # 521208-4  
HSG,250 POSI-LOCK,MKIII,6 POS,



TE Part # 521208-5  
HSG,250 POSI-LOC,MKII,6P,NAT



TE Part # 521210-3  
HSG,POS-LOC,MKIII,250SERIES,6P



TE Part # 521836-3  
HSG,RAST 5 PL,10P,BLOCK 2,4,6,



TE Part # 521205-2  
HSG,3P,POS LOCK,MKIII,250 SERI



TE Part # 521205-3  
HSG,POSI-LOCK MKIII RAST,3P




TE Part # 521208-3  
HSG,6P,POS LOCK,MKIII,250 SERI




TE Part # 521210-2  
HSG,8P,POS LOCK,MKIII,250 SERI


## Also in the Series | RAST 5 IDC Connectors




Automotive Terminals(8)



Connector Contacts(14)




Crimp Terminal Housings(39)




Insertion & Extraction Tools(1)




PCB Headers & Receptacles(417)




Rectangular Connector Housings(1)



Standard Edge Connectors(32)



Standard Rectangular Connectors(63)



Wire-to-Board Connector Assemblies  
& Housings(202)

## Customers Also Bought



TE Part #626437-4  
ELCETRO TAP ASSY



TE Part #1969632-1  
250 FASTON HSG.,REC.,1 POS,BLACK



TE Part #179464-1  
POWER DBL LOCK CAP HSG F/H 3P



TE Part #1217378-2  
RCPT 250POS-LOC 22-18 0126TPBR



TE Part #5-2232362-3  
PTL MFBL 1X3 PLUG HSG GLW WIRE  
NAT



TE Part #880192-2  
5 WAY FF 110 HSG REC NYLON 66  
NATURAL



TE Part #2-2133394-1  
187 FASTON HSG.,REC.,1 POS,  
NATURAL



TE Part #880643-1  
RING TONGUE 1.0-2.5 MM2 0.61 X  
14.60 BR



TE Part #880682-1  
FASTON 250 PIGGY-BACK REC 0.5-  
1.0 MM2 BR

## Documents

### CAD Files

[3D PDF](#)

[3D](#)

### Customer View Model

[ENG\\_CVM\\_CVM\\_521205-7\\_R.2d\\_dxf.zip](#)

English

### Customer View Model

[ENG\\_CVM\\_CVM\\_521205-7\\_R.3d\\_igs.zip](#)



English

**Customer View Model**

[ENG\\_CVM\\_CVM\\_521205-7\\_R.3d\\_stp.zip](#)

English

By downloading the CAD file I accept and agree to the [Terms and Conditions](#) of use.

---

**Datasheets & Catalog Pages**

[RAST Connector System Catalog](#)

English

---

**Agency Approvals**

[UL Report](#)

English