MAT'L NO (LOOSE PC)	ENG NO (LOOSE PC)	MAT'L NO (ON TAPE)	ENG NO (ON TAPE)	STUD SIZE	∅"S" ±.005 (±0.13)	∅"D" MAX	"ID" MIN	"L" REF	"T" REF	"H" REF
191640085	SA-221-06	191641141	SA-221-06T	6	.146 (3.71)	.320 (8.13)	.064 (1.63)	1.30 (33.0)	.028 (0.71)	.534 (13.56)
191640086	SA-221-08	191640419	SA-221-08T	8	.173 (4.39)					
191640003	SA-221-10	191640306	SA-221-10T	10	.198 (5.03)					
191640625	SA-222-10	-	-	10	.198 (5.03)	.475 (12.07)		1.47 (37.3)		-
191640004	SA-222-14	191640844	SA-222-14T	1/4	.265 (6.73)					.340 (8.64)
191640435	SA-222-56	191641148	SA-222-56T	5/16	.328 (8.33)					
191640005	SA-226-38	191640845	SA-226-38T	3/8	.390 (9.91)	.542 (13.77)	.055 (1.40)	1.54 (39.1)	.032 (0.81)	.328 (8.33)

E

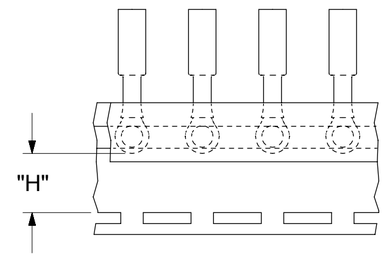

PARTS ON TAPE

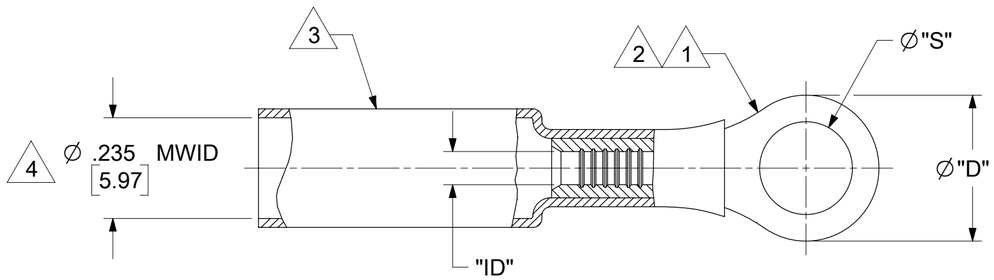

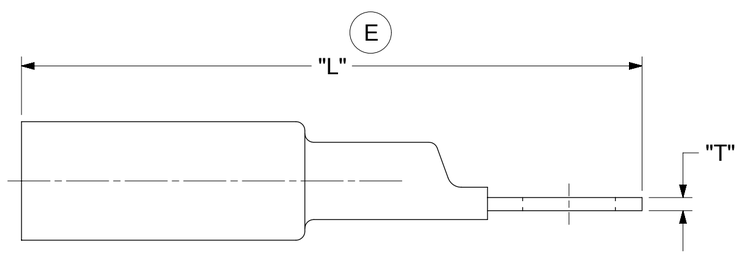

NOTES:
1. TERMINAL MATERIAL: COPPER ALLOY
2. FINISH: ELECTRO TIN PLATE.
3. INSULATION MATERIAL: HEAT SHRINKABLE TUBING WITH HOTMELT ADHESIVE LINER. COLOR: RED.
4. MWID - MAXIMUM WIRE INSULATION DIAMETER.
5. PARTS MUST BE RoHS COMPLIANT.

THIS DRAWING CONTAINS INFORMATION THAT IS PROPRIETARY TO MOLEX ELECTRONIC TECHNOLOGIES, LLC AND SHOULD NOT BE USED WITHOUT WRITTEN PERMISSION

FUNCTIONAL SYMBOLS: FA = 0, FC = 0, FP = 0
DIVISIONAL SYMBOLS

DIMENSION UNITS: INCH/MM
SCALE: NTS

GENERAL TOLERANCES (UNLESS SPECIFIED)

	MM	INCH
4 PLACES	±	±
3 PLACES	± 0.13	± 0.005
2 PLACES	± 0.25	± 0.01
1 PLACE	±	±
0 PLACES	±	±
ANGULAR TOL	± °	

DRAFT WHERE APPLICABLE MUST REMAIN WITHIN DIMENSIONS

CURRENT REV DESC: REDRAWN TO NX, "L" WAS MAX, ADDED PN 191640625

EC NO: 794210
DRWN: DEANNM1 2024/07/29
CHK'D: ETHRODAHL 2024/08/02
APPR: ETHRODAHL 2024/08/02

INITIAL REVISION:
DRWN: BENDERLE 2004/03/31
APPR: RDEROSS 2004/05/06

THIRD ANGLE PROJECTION | DRAWING: C-SIZE | SERIES: 19164

molex

RING TONGUE TERMINAL
PERMA-SEAL NIAC 22-18 AWG

PRODUCT CUSTOMER DRAWING

DOCUMENT NUMBER	DOC TYPE	DOC PART	REVISION
SD-19164-006	PSD	001	E

MATERIAL NUMBER	CUSTOMER	SHEET NUMBER
	GENERAL MARKET	1 OF 1

DOCUMENT STATUS	P1	RELEASE DATE	2024/08/02 18:52:25

FORMAT: Eng-tega-master-lb-prod-C
REVISION: E1
DATE: 2021/05/31