


Metal Film Resistors, Industrial



FEATURES

- Same materials and construction as the MIL-PRF-39017 resistors
- Epoxy coated construction provides superior moisture protection
- Traceability of materials and processing
- Very low noise (-40 dB)
- Vishay Dale has complete capability to develop specific reliability programs designed to customer requirements
- Material categorization: for definitions of compliance please see www.vishay.com/doc?99912


RoHS
COMPLIANT

STANDARD ELECTRICAL SPECIFICATIONS

GLOBAL MODEL	POWER RATING $P_{70^{\circ}\text{C}}$ W	MAXIMUM WORKING VOLTAGE ⁽¹⁾ V	RESISTANCE RANGE Ω	TOLERANCE $\pm \%$	TEMPERATURE COEFFICIENT $\pm \text{ppm}/^{\circ}\text{C}$
ERL05..500	0.125	200	4.7 to 1M	1, 2	100
			1.1M to 22M	2, 5, 10	200
ERL07..500	0.25	250	1 to 10M	1, 2	100
			11M to 22M	2, 5, 10	200
ERL20..500	0.5	350	4.3 to 3.01M	1, 2	100
			3.3M to 22M	2, 5, 10	200
ERL32..500	1.0	500	1 to 2.7M	1, 2	100
			3M to 22M	2, 5, 10	200
ERL62..500	2.0	500	10 to 2.7M	1, 2, 5, 10	100
			3M to 22M	1, 2, 5, 10	200

Note

⁽¹⁾ Continuous working voltage shall be $\sqrt{P \times R}$ or maximum working voltage, whichever is less.

TECHNICAL SPECIFICATIONS

PARAMETER	UNIT	CONDITION
Voltage Coefficient, max.	ppm/V	5/V when measured between 10 % and full rated voltage
Dielectric Strength	V_{AC}	ERL05-500 = 300; ERL07-500 and ERL20-500 = 500; ERL32-500 = 1000; ERL62-500 = 900
Insulations Resistance	Ω	$\geq 10^9$ min. dry; $\geq 10^{11}$ min. after moisture test
Operating Temperature Range	$^{\circ}\text{C}$	-65 to +150
Terminal Strength	lb	2 lb pull test on ERL05-500; 5 lb pull test on all other sizes
Solderability		Continuous satisfactory coverage when tested in accordance with MIL-STD-202, method 208
Weight	g	ERL05-500 = 0.11; ERL07-500 = 0.35; ERL20-500 = 0.75; ERL32-500 = 1.05; ERL62-500 = 1.30

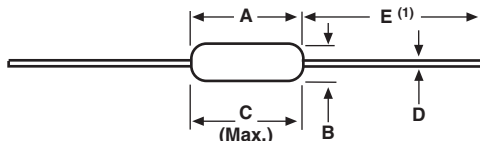
GLOBAL PART NUMBER INFORMATION

New Global Part Numbering: ERL0721K500FKEA500 (preferred part numbering format)

GLOBAL MODEL	RESISTANCE VALUE	TOLERANCE CODE	TEMPERATURE COEFFICIENT	PACKAGING	SPECIAL
ERL05 ERL07 ERL20 ERL32 ERL62	R = Ω K = $k\Omega$ M = $M\Omega$ 1R0000 = 1 Ω 33K000 = 33 $k\Omega$ 10M000 = 10 $M\Omega$	F = $\pm 1\%$ G = $\pm 2\%$ J = $\pm 5\%$ K = $\pm 10\%$	K = ± 100 ppm N = ± 200 ppm	EK = lead (Pb)-free, bulk EA = lead (Pb)-free, T/R (full) EB = lead (Pb)-free, T/R (1000 pieces)	(Dash number) 500 = industrial

Note

- For additional information on packaging, refer to the Through Hole Resistor Packaging document (www.vishay.com/doc?31544).

DIMENSIONS in inches (millimeters)

Note

- (1) Lead length for product in bulk pack. For product supplied in tape and reel, the actual lead length would be based on the body size, tape spacing and lead trim.

VISHAY DALE MODEL	A	B	C (Max.)	D	E
ERL05-500	0.150 \pm 0.020 (3.81 \pm 0.51)	0.066 \pm 0.008 (1.68 \pm 0.21)	0.187 (4.75)	0.016 \pm 0.002 (0.41 \pm 0.05)	1.25 \pm 0.266 (31.75 \pm 6.76)
ERL07-500	0.250 + 0.031 - 0.046 (6.35 + 0.79 - 1.17)	0.090 \pm 0.008 (2.29 \pm 0.21)	0.300 (7.62)	0.025 \pm 0.002 (0.64 \pm 0.05)	1.50 \pm 0.125 (38.10 \pm 3.18)
ERL20-500	0.375 \pm 0.041 (9.53 \pm 1.04)	0.138 \pm 0.023 (3.51 \pm 0.58)	0.450 (11.43)	0.032 \pm 0.002 (0.81 \pm 0.05)	1.50 \pm 0.125 (38.10 \pm 3.18)
ERL32-500	0.562 \pm 0.031 (14.27 \pm 0.79)	0.190 \pm 0.015 (4.83 \pm 0.38)	0.625 (15.87)	0.032 + 0.002 - 0.001 (0.81 + 0.05 - 0.03)	1.50 \pm 0.125 (38.10 \pm 3.18)
ERL62-500	0.562 + 0.031 - 0.042 (14.27 + 0.79 - 1.07)	0.230 \pm 0.015 (5.84 \pm 0.38)	0.650 (16.51)	0.032 + 0.002 - 0.001 (0.81 + 0.05 - 0.03)	1.50 \pm 0.125 (38.10 \pm 3.18)

MATERIAL SPECIFICATIONS

Element	Vacuum-deposited nickel-chrome alloy
Core	Fire-cleaned high purity ceramic
Encapsulation	Specially formulated epoxy compound
Termination	Standard lead material is solder-coated copper. Solderable and weldable per MIL-STD-1276, Type C.

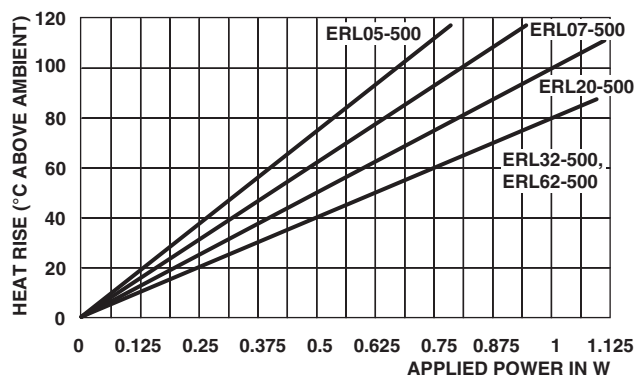
POWER RATING

Power ratings are based on the following two conditions:

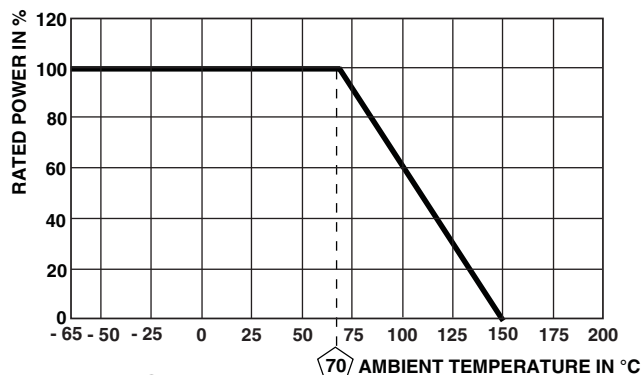
- $\pm 2.0\%$ maximum ΔR in 2000 h load life
- +150 $^{\circ}\text{C}$ maximum operating temperature

APPLICABLE MIL-SPECIFICATIONS
MIL-PRF-39017:

With the exception of the MIL spec's 3 % lead (Pb) requirement, the industrial ERL series would meet the electrical, environmental and dimensional requirements of MIL-PRF-39017.



THERMAL RESISTANCE



DERATING

MARKING

Partial model (for 05 size): L = ERL

Tolerance (for 05 size): F = 1 %, G = 2 %, J = 5 %, K = 10 %

Temperature coefficient: T00 = 200 ppm, T1 = 100 ppm

ERL05-500: (4 lines)

L500	Partial model and dash number
49R9	Value
FT1	Tolerance and TC
1540	4-digit date code

ERL07-500: (4 lines)

07-500	Size and dash number
51.0 Ω	Value
2 % T1	Tolerance and TC
1534	4-digit date code

ERL20-500, ERL32-500, ERL62-500: (5 lines)

ERL20	Full model and size
-500	Dash number
3.01K	Value
1 % T1	Tolerance and TC
1521	4-digit date code



Disclaimer

ALL PRODUCT, PRODUCT SPECIFICATIONS AND DATA ARE SUBJECT TO CHANGE WITHOUT NOTICE TO IMPROVE RELIABILITY, FUNCTION OR DESIGN OR OTHERWISE.

Vishay Intertechnology, Inc., its affiliates, agents, and employees, and all persons acting on its or their behalf (collectively, "Vishay"), disclaim any and all liability for any errors, inaccuracies or incompleteness contained in any datasheet or in any other disclosure relating to any product.

Vishay makes no warranty, representation or guarantee regarding the suitability of the products for any particular purpose or the continuing production of any product. To the maximum extent permitted by applicable law, Vishay disclaims (i) any and all liability arising out of the application or use of any product, (ii) any and all liability, including without limitation special, consequential or incidental damages, and (iii) any and all implied warranties, including warranties of fitness for particular purpose, non-infringement and merchantability.

Statements regarding the suitability of products for certain types of applications are based on Vishay's knowledge of typical requirements that are often placed on Vishay products in generic applications. Such statements are not binding statements about the suitability of products for a particular application. It is the customer's responsibility to validate that a particular product with the properties described in the product specification is suitable for use in a particular application. Parameters provided in datasheets and/or specifications may vary in different applications and performance may vary over time. All operating parameters, including typical parameters, must be validated for each customer application by the customer's technical experts. Product specifications do not expand or otherwise modify Vishay's terms and conditions of purchase, including but not limited to the warranty expressed therein.

Except as expressly indicated in writing, Vishay products are not designed for use in medical, life-saving, or life-sustaining applications or for any other application in which the failure of the Vishay product could result in personal injury or death. Customers using or selling Vishay products not expressly indicated for use in such applications do so at their own risk. Please contact authorized Vishay personnel to obtain written terms and conditions regarding products designed for such applications.

No license, express or implied, by estoppel or otherwise, to any intellectual property rights is granted by this document or by any conduct of Vishay. Product names and markings noted herein may be trademarks of their respective owners.

Material Category Policy

Vishay Intertechnology, Inc. hereby certifies that all its products that are identified as RoHS-Compliant fulfill the definitions and restrictions defined under Directive 2011/65/EU of The European Parliament and of the Council of June 8, 2011 on the restriction of the use of certain hazardous substances in electrical and electronic equipment (EEE) - recast, unless otherwise specified as non-compliant.

Please note that some Vishay documentation may still make reference to RoHS Directive 2002/95/EC. We confirm that all the products identified as being compliant to Directive 2002/95/EC conform to Directive 2011/65/EU.

Vishay Intertechnology, Inc. hereby certifies that all its products that are identified as Halogen-Free follow Halogen-Free requirements as per JEDEC JS709A standards. Please note that some Vishay documentation may still make reference to the IEC 61249-2-21 definition. We confirm that all the products identified as being compliant to IEC 61249-2-21 conform to JEDEC JS709A standards.