

Sealed Rocker Switch

Single and Double Pole

KM Series



Features

- Snap-in mounting
- RoHS compliant
- 100,000 cycles mechanical life
- IP56
- Switches up to 20 A
- Lighted and non-lighted versions available

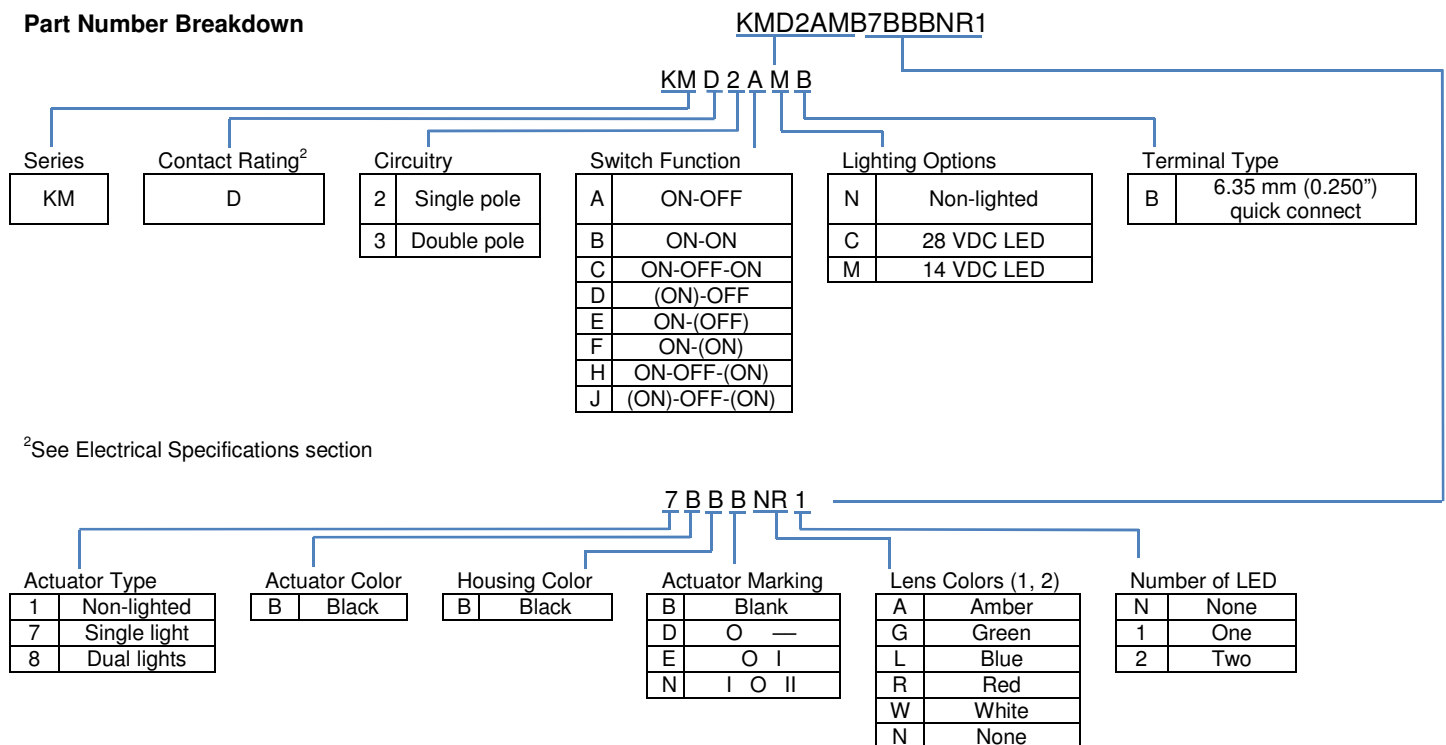
Standard Parts¹

North America and Europe		
KMD2AMB7BBBNR1	KMD2CNB1BBNNNN	KMD3CMB8BBBRG2

¹The part number configuration matrix below provides details to the part numbers above.

For configurable part numbers that are not listed above, not listed in your region, or for custom part numbers, contact the factory or your distributor.

Part Number Breakdown



²See Electrical Specifications section



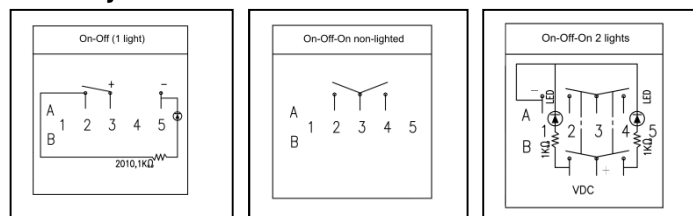
Electrical Specifications

Dielectric Strength	1500 VAC for 1 minute	
Insulation Resistance	100 MΩ min at 500 VDC	
Initial Contact Resistance	0.050 Ω max	
Electrical Ratings		
Lighting Option	VAC	VDC
N	20 A 125 VAC / 10 A 250 VAC	21 A 14 VDC
C, M	N/A	21 A 14 VDC

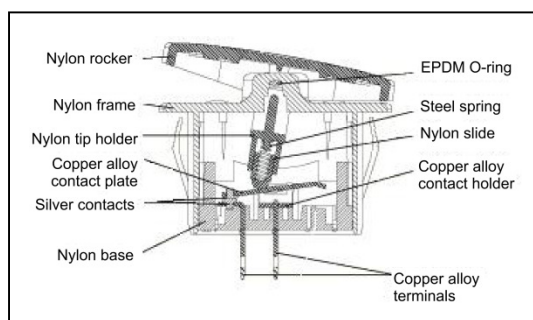
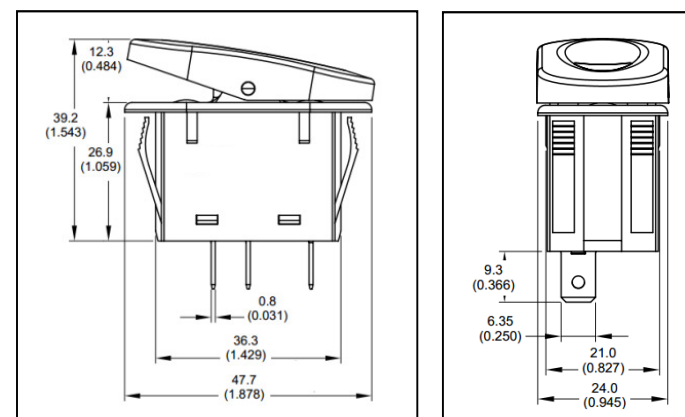
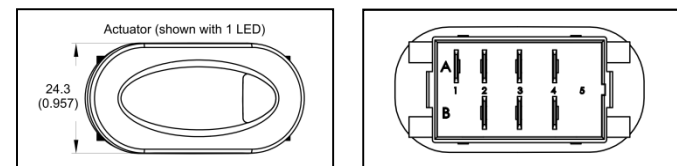
Material and Environmental Specifications

Actuator	Soft Material Molded Polycarbonate Lens
Housing	Nylon 66 94 V-2
Bezel	Nylon 66 with 33% Glass Fiber
Spring	Steel
Contacts	Silver-Plated Copper Alloy
Movable Arm	Silver-Plated Copper Alloy
Terminals	Silver-Plated Copper Alloy
Operating Temperature Range	-25 °C to +85 °C (-13 °F to +185 °F)
Ingress Protection	IP56

Circuitry and Switch Functions



Dimensions mm (inches)



Recommended Panel Cut-Out Dimensions		
Panel thickness	Dimension Y	Dimension X
0.75 to 1.25 (0.030 to 0.049)	36.6+0.2 (1.441+0.004)	21.2+0.1 (0.835+0.004)
1.25 to 2.00 (0.049 to 0.079)	36.8+0.2 (1.449+0.004)	
2.00 to 3.00 (0.079 to 0.118)	37.0+0.2 (1.457+0.004)	



Mouser Electronics

Authorized Distributor

Click to View Pricing, Inventory, Delivery & Lifecycle Information:

[ZF Electronics:](#)

[KMD3CLB8BBBRG2](#) [KMD2CNB1BBNNNN](#) [KMD2AMB7BBBNR1](#) [KMD3CMB8BBBRG2](#)