

1- stage filter for 3-phase systems, DIN rail mounting



See below:

Approvals and Compliances

Description

- 3 phase line filter with standard attenuation

Applications

- Especially designed for electric switch and control cabinets
- Suitable for use in equipment according to IEC/UL 62368-1

References

Weblinks

[pdf data sheet](#), [html datasheet](#), [General Product Information](#), [Approvals](#), [Distributor-Stock-Check](#), [Detailed request for product](#), [Microsite](#)

Technical Data

Rated Current	3 - 20 A @ Ta 40 °C
Rated voltage	480 VAC, 50/60 Hz
Approval for	3 - 20 A @ Ta 40 °C / 480 VAC; 50/60 Hz
Overload Current	1.5 x Ir for 1 minute, per hour
Leakage Current	standard < 0.5 mA (440 V / 50 Hz)
Dielectric Strength	480 VAC: 2.25 kVDC between L-L 3 kVDC between L-PE Test voltage 2 sec
Number of Filter Stages	1-stage
Weight	0.4 kg
Material: Housing	Metal
Sealing Compound	UL 94V-0

Mounting	DIN rail mounting
Terminal	Bolts and nuts M4, Quick connect terminal for PE
Operating Temperature	-25 °C to 100 °C
Climatic Category	25/100/21 acc. to IEC 60068-1
Degree of Protection	IP20 acc. to IEC 60529
Protection Class	Suitable for appliances with protection class I acc. to IEC 61140
MTBF	> 200'000h acc. to MIL-HB-217 F

Approvals and Compliances



Detailed information on product approvals, code requirements, usage instructions and detailed test conditions can be looked up in [Details about Approvals](#)

SCHURTER products are designed for use in industrial environments. They have approvals from independent testing bodies according to national and international standards. Products with specific characteristics and requirements such as required in the automotive sector according to IATF 16949, medical technology according to ISO 13485 or in the aerospace industry can be offered exclusively with customer-specific, individual agreements by SCHURTER.

Approvals


The approval mark is used by the testing authorities to certify compliance with the safety requirements placed on electronic products.

Approval Reference Type: FMAC

Approval Logo	Certificates	Certification Body	Description
	VDE Approvals	VDE	Certificate Number: 40030735
	UL Approvals	UL	UR File Number: E72928

Application standards

Application standards where the product can be used

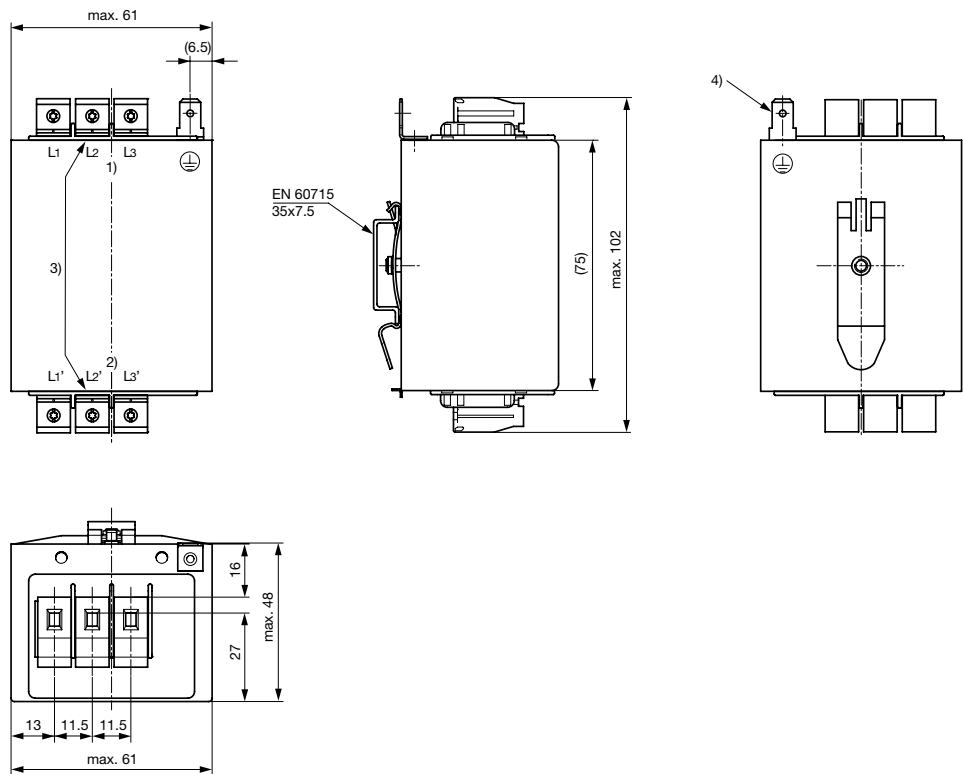
Organization	Design	Standard	Description
	Suitable for applications acc.	IEC/UL 62368-1	Audio/video, information and communication technology equipment - Part 1: Safety requirements

Compliances

The product complies with following Guide Lines

Identification	Details	Initiator	Description
CE	CE declaration of conformity	SCHURTER AG	The CE marking declares that the product complies with the applicable requirements laid down in the harmonisation of Community legislation on its affixing in accordance with EU Regulation 765/2008.
UK CA	UKCA declaration of conformity	SCHURTER AG	The UKCA marking declares that the product complies with the applicable requirements laid down in the British Amendment of Regulation (EC) 765/2008.
RoHS	RoHS	SCHURTER AG	Directive RoHS 2011/65/EU, Amendment (EU) 2015/863
e	China RoHS	SCHURTER AG	The law SJ / T 11363-2006 (China RoHS) has been in force since 1 March 2007. It is similar to the EU directive RoHS.
REACH	REACH	SCHURTER AG	On 1 June 2007, Regulation (EC) No 1907/2006 on the Registration, Evaluation, Authorization and Restriction of Chemicals 1 (abbreviated as "REACH") entered into force.

Dimension [mm]

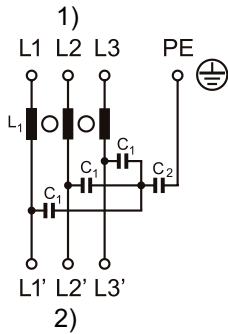


- 1) Line
- 2) Load
- 3) Tightening torque 0.6-0.8 Nm, Screw 4mm²
- 4) Quick connect terminal 6.3x0.8mm

Technical data to the filter components

Rated Current [A]	Rated Voltage [VAC]	L [mH]	C1 [nF]	C2 [nF]
10	-	1	100	4.7
20	-	0.22	100	22
3	-	3	100	4.7
6	-	2	100	4.7

Diagrams



1) Line
2) Load

Attenuation Loss

Standard version

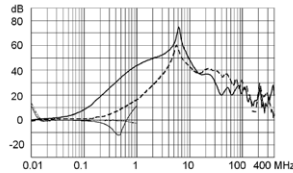
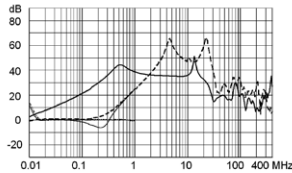
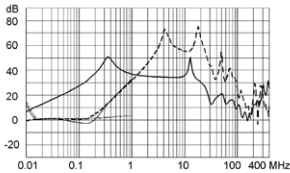
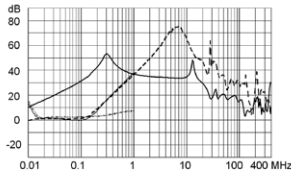
- - - 50Ω differential mode ____ 50Ω common mode

3 A

6 A

10 A

20 A



All Variants

Rated Current [A]	Power Dissipation [W]	Leakage Current [mA] @ 440V,	Contact Resistance [mΩ]	Weight [g]	Screw clamps [mm2] 2)	Order Number
10	2.6	0.02	8.5	395 g	4	FMAC-3RYB-1010
20	4.9	0.08	4.1	395 g	4	FMAC-3RYB-2010
3	1.1	0.02	40	355 g	4	FMAC-3RYB-0310
6	2.3	0.02	21	375 g	4	FMAC-3RYB-0610

Most Popular.

Availability for all products can be searched real-time: <https://www.schurter.com/en/info-center/support-tools/stock-check-distributors>

1) Leakage current according IEC 60939-1

2) Maximum conductor cross section (wire gauge) to be used; a comparative table for AWG and mm² values can be found in the general product information
<https://www.schurter.com/en/FAQ#10>

Packaging unit

5 Pcs