

S21LOC-P02MPH0-520S  
series\_l  
type\_s2

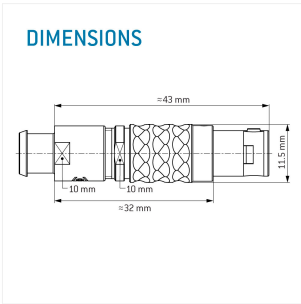
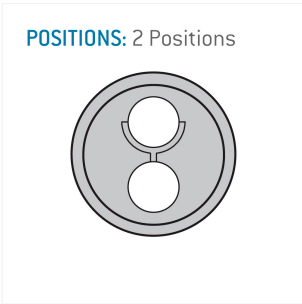
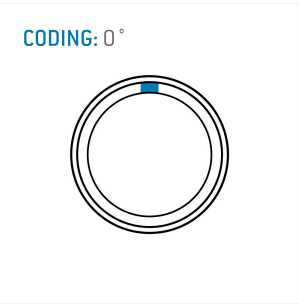


General information

Part number	S21LOC-P02MPH0-520S
Termination	solder
Size	1
Locking principle	push
Coding	0_key
Cable Diameter	cable_mini_52
Cable outlet	bend_relief



Illustrations may differ from original product.  
Dimensions, unless otherwise specified, in mm.



The pin layout corresponds to the view on the termination area

Contact insert description

Number of contacts	2
Contact type	pins
Contact diameter	13mm
Insulator material	peek
Wire cross section	20_awg
Termination	solder
Termination diameter	11mm

reverse\_gender\_on\_request

Technical information

Max. creepage and air clearance distance	10_mm	11_mm
Nominal current single contact	12_a	iec_60512_5_2
Nominal current insert	12 A	vde_0298_4
Test voltage	165_kv_ac	sae_13441

safety\_text

**Mechanical and environmental data**

Degree of protection*	ip50
Operating temperature	40_120_c
Mating cycles	5000

mated\_unmated

**Material and surface treatments**

Housing	m_chrome
Contact	cu_alloy_gold

safety\_text\_2  
ul\_text  
illustrative\_text