

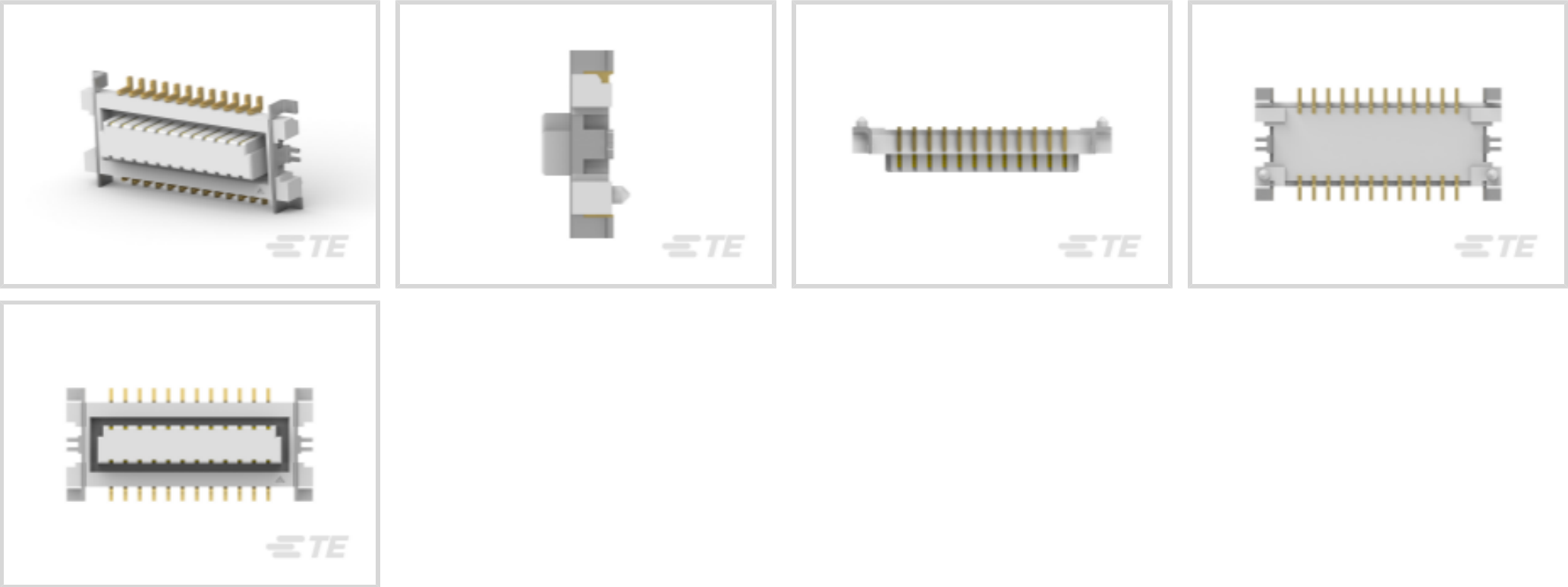


TE Internal #: 1775013-2

PCB Mount Receptacle, Vertical, Board-to-Board, 24 Position, .8 mm [.031 in] Centerline, Gold Flash, Surface Mount, Signal, Natural, Tape & Reel

[View on TE.com >](#)

Connectors > PCB Connectors > PCB Headers & Receptacles



PCB Connector Assembly Type: **PCB Mount Receptacle**

PCB Mount Orientation: **Vertical**

Connector System: **Board-to-Board**

Number of Positions: **24**

Centerline (Pitch): **.8 mm [.031 in]**

Features

Product Type Features

PCB Connector Assembly Type	PCB Mount Receptacle
Connector System	Board-to-Board
Sealable	No
Connector & Contact Terminates To	Printed Circuit Board

Configuration Features

Stackable	Yes
PCB Mount Orientation	Vertical
Number of Positions	24
Board-to-Board Configuration	Parallel

Electrical Characteristics

Dielectric Withstanding Voltage (Max)	500 VAC
Insulation Resistance	2 MΩ
Operating Voltage	50 VAC

Body Features

--	--



Primary Product Color	Natural
-----------------------	---------

Contact Features

Contact Layout	Inline
Mating Tab Width	.3 mm[.012 in]
Mating Tab Thickness	.2 mm[.008 in]
Contact Mating Area Plating Material Finish	Matte
PCB Contact Termination Area Plating Material	Gold Flash
Contact Base Material	Phosphor Bronze
Contact Mating Area Plating Material	Gold Flash
	50 µin
Contact Type	Socket
Contact Current Rating (Max)	.5 A

Termination Features

Rectangular Termination Post & Tail Thickness	.2 mm[.008 in]
Rectangular Termination Post & Tail Width	.3 mm[.012 in]
Termination Method to PCB	Surface Mount

Mechanical Attachment

PCB Mount Alignment Type	Locating Posts
PCB Mount Retention Type	None
Mating Alignment	With
Mating Alignment Type	Polarized
PCB Mount Retention	Without
PCB Mount Alignment	With
Connector Mounting Type	Board Mount

Housing Features

Centerline (Pitch)	.8 mm[.031 in]
Housing Material	Nylon 6T

Dimensions

Stack Height	3 mm[.118 in]
--------------	---------------

Usage Conditions

Housing Temperature Rating	High
Operating Temperature Range	-25 – 85 °C[-13 – 185 °F]



Operation/Application

Assembly Process Feature	None
Circuit Application	Signal

Industry Standards

UL Flammability Rating	UL 94V-0
------------------------	----------

Packaging Features

Packaging Quantity	1500
Packaging Method	Tape & Reel

Product Compliance

For compliance documentation, visit the product page on [TE.com](#)>

EU RoHS Directive 2011/65/EU	Compliant
EU ELV Directive 2000/53/EC	Compliant
China RoHS 2 Directive MIIT Order No 32, 2016	No Restricted Materials Above Threshold
EU REACH Regulation (EC) No. 1907/2006	Current ECHA Candidate List: JUNE 2024 (241) Candidate List Declared Against: JAN 2024 (240) Does not contain REACH SVHC
Halogen Content	Low Halogen - Br, Cl, F, I < 900 ppm per homogenous material. Also BFR/CFR/PVC Free
Solder Process Capability	Reflow solder capable to 260°C


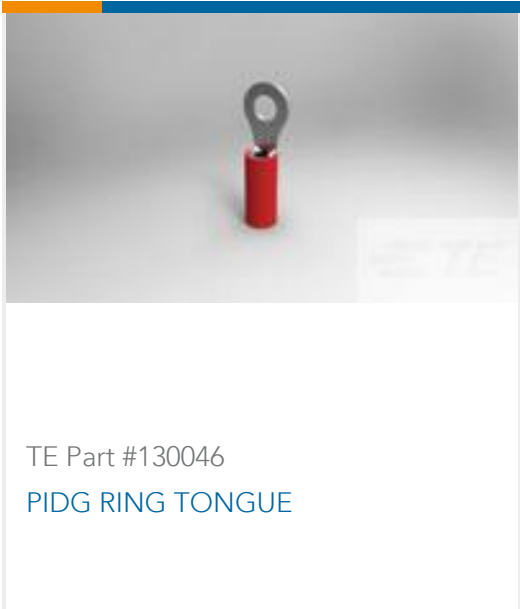
Product Compliance Disclaimer

This information is provided based on reasonable inquiry of our suppliers and represents our current actual knowledge based on the information they provided. This information is subject to change. The part numbers that TE has identified as EU RoHS compliant have a maximum concentration of 0.1% by weight in homogenous materials for lead, hexavalent chromium, mercury, PBB, PBDE, DBP, BBP, DEHP, DIBP, and 0.01% for cadmium, or qualify for an exemption to these limits as defined in the Annexes of Directive 2011/65/EU (RoHS2). Finished electrical and electronic equipment products will be CE marked as required by Directive 2011/65/EU. Components may not be CE marked. Additionally, the part numbers that TE has identified as EU ELV compliant have a maximum concentration of 0.1% by weight in homogenous materials for lead, hexavalent chromium, and mercury, and 0.01% for cadmium, or qualify for an exemption to these limits as defined in the Annexes of Directive 2000/53/EC (ELV). Regarding the REACH Regulation, the information TE provides on SVHC in articles for this part number is based on the latest European Chemicals Agency (ECHA) 'Guidance on requirements for substances in articles' posted at this URL: <https://echa.europa.eu/guidance-documents/guidance-on-reach>

Compatible Parts



Customers Also Bought



Documents

Product Drawings
0.8 BTB FS RCPT G/F 24P
English

CAD Files
3D PDF
3D
Customer View Model
ENG_CVM_CVM_1775013-2_H.2d_dxf.zip



English

Customer View Model

[ENG_CVM_CVM_1775013-2_H.3d_igs.zip](#)

English

Customer View Model

[ENG_CVM_CVM_1775013-2_H.3d_stp.zip](#)

English

By downloading the CAD file I accept and agree to the [Terms and Conditions](#) of use.

Product Specifications

[Crimping of AMP Lattice Contact](#)

English

[Application Specification](#)

English