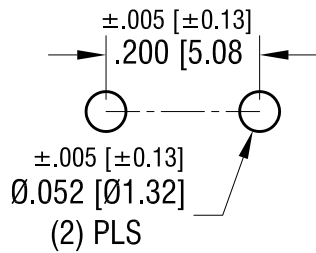
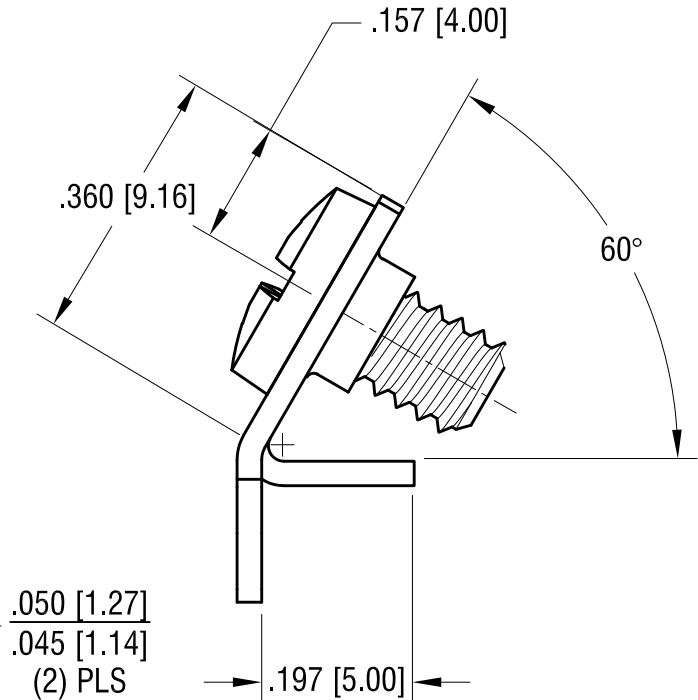
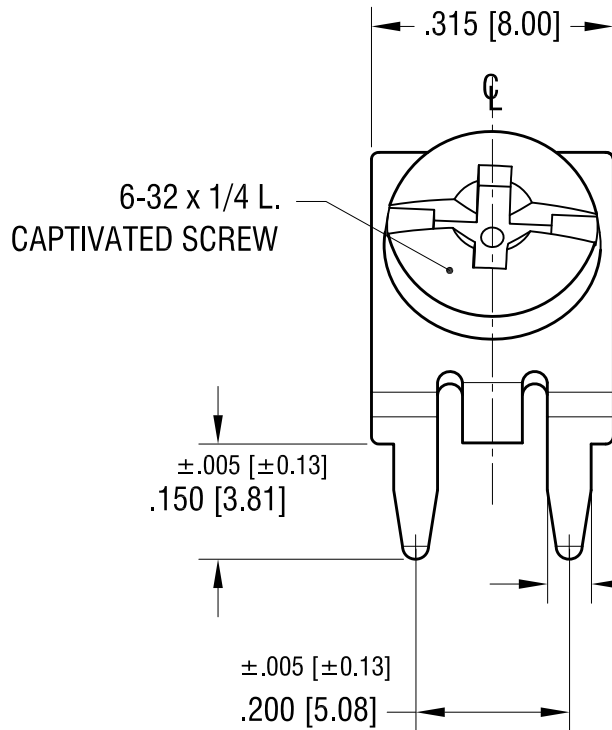
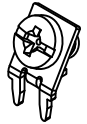


# MOUNTING DETAIL



THIS DOCUMENT IS THE PROPERTY OF  
KEYSTONE ELECTRONICS CORP. AND  
SHALL NOT BE REPRODUCED, DISTRIBUTED  
OR USED AS A BASIS FOR MANUFACTURE  
WITHOUT PRIOR WRITTEN PERMISSION  
FROM KEYSTONE ELECTRONICS CORP.

ACTUAL SIZE



## NOTE:

1. TERMINAL:  
MAT'L - .032 [0.81] TH'K BRASS, TIN PLATE
2. SCREW : 6-32 TH'D x 1/4 L.  
MAT'L - BRASS, NICKEL PLATE  
SCREW CAPTIVATED

## KEYSTONE ELECTRONICS CORP.

www.keyelco.com • NEW HYDE PARK, NY 11040 • Tel (516) 328-7500

PART NAME

SCREW TERMINAL

MATERIAL

AS NOTED

FINISH

AS NOTED

DRN BY

NT

DATE

3.14.19

APP'D

LN

SCALE

4X

TOLERANCES

INCH

[MM]

DECIMAL

±.010 [±0.25]

ANGULAR

± 1°

UNLESS OTHERWISE SPECIFIED

CODE

C

DWG NO.

7758

DATE

DESCRIPTION

REV.

# Mouser Electronics

Authorized Distributor

Click to View Pricing, Inventory, Delivery & Lifecycle Information:

[Keystone Electronics:](#)

[7758](#) [7758-2](#) [7758-3](#) [7758-4](#) [7758-5](#) [7758-6](#) [7758-7](#)