



Connectors > Connector Accessories > Connector Strain Relief



Strain Relief Accessory Type: Cable Clamp

Primary Product Material: Carbon Steel

Number of Positions: 6

Thread Size: 4-40

Packaging Method: Bag

Features

Product Type Features

Strain Relief Accessory Type	Cable Clamp
------------------------------	-------------

Configuration Features

Number of Positions	6
---------------------	---

Body Features

Primary Product Plating Material	Nickel
Cable Exit Angle	180°, 90°
Primary Product Material	Carbon Steel

Mechanical Attachment

Thread Size	4-40
-------------	------

Dimensions

Product Length	28.58 mm[1.125 in]
Product Height	25.4 mm[1 in]

Usage Conditions

Operating Temperature Range	-55 - 150 °C[-67 - 302 °F]
-----------------------------	----------------------------



Packaging Features

Packaging Method	Bag
Packaging Quantity	1

Product Compliance

For compliance documentation, visit the product page on TE.com>

EU RoHS Directive 2011/65/EU	Compliant
EU ELV Directive 2000/53/EC	Compliant
China RoHS 2 Directive MIIT Order No 32, 2016	No Restricted Materials Above Threshold
EU REACH Regulation (EC) No. 1907/2006	Current ECHA Candidate List: JAN 2024 (240) Candidate List Declared Against: JAN 2024 (240) Does not contain REACH SVHC
Halogen Content	Low Halogen - Br, Cl, F, I < 900 ppm per homogenous material. Also BFR/CFR/PVC Free
Solder Process Capability	Not applicable for solder process capability

Product Compliance Disclaimer

This information is provided based on reasonable inquiry of our suppliers and represents our current actual knowledge based on the information they provided. This information is subject to change. The part numbers that TE has identified as EU RoHS compliant have a maximum concentration of 0.1% by weight in homogenous materials for lead, hexavalent chromium, mercury, PBB, PBDE, DBP, BBP, DEHP, DIBP, and 0.01% for cadmium, or qualify for an exemption to these limits as defined in the Annexes of Directive 2011/65/EU (RoHS2). Finished electrical and electronic equipment products will be CE marked as required by Directive 2011/65/EU. Components may not be CE marked. Additionally, the part numbers that TE has identified as EU ELV compliant have a maximum concentration of 0.1% by weight in homogenous materials for lead, hexavalent chromium, and mercury, and 0.01% for cadmium, or qualify for an exemption to these limits as defined in the Annexes of Directive 2000/53/EC (ELV). Regarding the REACH Regulations, TE's information on SVHC in articles for this part number is still based on the European Chemical Agency (ECHA) 'Guidance on requirements for substances in articles'(Version: 2, April 2011), applying the 0.1% weight on weight concentration threshold at the finished product level. TE is aware of the European Court of Justice ruling of September 10th, 2015 also known as O5A (Once An Article Always An Article) stating that, in case of 'complex object', the threshold for a SVHC must be applied to both the product as a whole and simultaneously to each of the articles forming part of its composition. TE has evaluated this ruling based on the new ECHA "Guidance on requirements for substances in articles" (June 2017, version 4.0) and will be updating its statements accordingly.

Compatible Parts






TE Part # 202758-1
MIN.RECP.BLOCK-MALE 6 POS.

Also in the Series

AMP M Series




Board-to-Board Jumpers & Shunts(7)



Connector Caps & Covers(12)



Connector Hardware(18)




Connector Strain Relief(11)



Rack & Panel Connectors(1)



Rectangular Power Connectors(65)



Standard Edge Connectors(1)

Customers Also Bought




TE Part # DT04-2P
REC, 2P, GRY, N



TE Part # DT06-2S
PLG, 2P, GRY, N



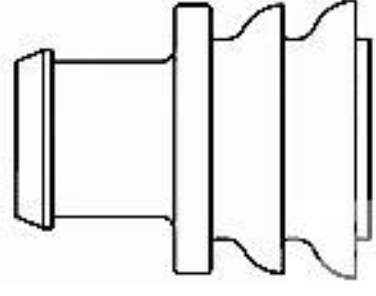
TE Part # W2S
Wedgelocks: DEUTSCH DT



TE Part # 0460-202-16141
DEUTSCH Solid Contacts



TE Part # 282104-1
AMP SUPERSEAL 1.5MM,
CONNECTOR HOUSING



TE Part # 281934-2
SINGLE WIRE SEAL



TE Part # 114017-ZZ
SEALING PLUG, SIZE 12/16, WHT



Documents

Product Drawings

6 POS. RELIEF CLAMP

English

CAD Files

Customer View Model

ENG_CVM_203432-1_E.3d_igs.zip

English

Customer View Model

ENG_CVM_203432-1_E.3d_stp.zip

English

Customer View Model

ENG_CVM_203432-1_E.2d_dxf.zip

English

3D PDF

English

Customer View Model

ENG_CVM_CVM_203432-1_D.3d_igs.zip

English

Customer View Model

ENG_CVM_CVM_203432-1_D.3d_stp.zip

English

Customer View Model

ENG_CVM_CVM_203432-1_D.2d_dxf.zip

English

3D PDF

3D

By downloading the CAD file I accept and agree to the [Terms and Conditions](#) of use.

Datasheets & Catalog Pages

M_SERIES_PIN_AND_SOCKET_CONNECTORS

English