



Features :

- Constant current design
- Universal AC input / Full range
- Withstand 300VAC surge input for 5 seconds
- Protections: Short circuit / Over voltage
- Cooling by free air convection
- Fully encapsulated with IP67 level (Note.7)
- Fully isolated plastic case
- Class II power unit, no FG
- Class 2 power unit
- Pass LPS
- Suitable for LED related fixture or appliance (such as LED Decoration or Advertisement devices)(Note.10)
- 100% full load burn-in test
- Low cost, high reliability
- 2 years warranty

User's Manual



GTIN CODE

MW Search: <https://www.meanwell.com/serviceGTIN.aspx>

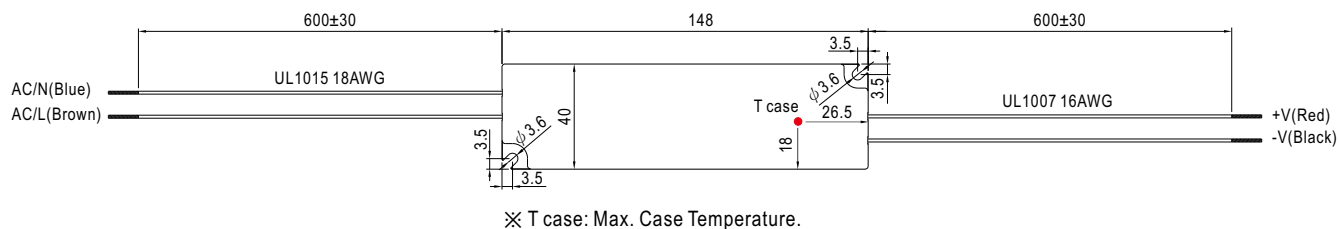

SPECIFICATION

MODEL		LPC-35-700	LPC-35-1050	LPC-35-1400
OUTPUT	RATED CURRENT	700mA	1050mA	1400mA
	DC VOLTAGE RANGE	9 ~ 48V	9 ~ 30V	9 ~ 24V
	RATED POWER	33.6W	31.5W	33.6W
	RIPPLE & NOISE (max.) Note.2	200mVp-p	200mVp-p	200mVp-p
	VOLTAGE TOLERANCE Note.3	±5.0%		
	CURRENT ACCURACY	±5.0%		
	LINE REGULATION	±1.0%		
	LOAD REGULATION	±2.0%		
	SETUP, RISE TIME Note.6	500ms, 120ms / 230VAC	500ms, 120ms / 115VAC at full load	
	HOLD UP TIME (Typ.)	50ms/230VAC	16ms/115VAC at full load	
INPUT	VOLTAGE RANGE Note.4	90 ~ 264VAC	127 ~ 370VDC	
	FREQUENCY RANGE	47 ~ 63Hz		
	EFFICIENCY (Typ.)	85%		
	AC CURRENT (Typ.)	1.1A/115VAC 0.7A/230VAC		
	INRUSH CURRENT(Typ.)	COLD START 55A(twidth=500μs measured at 50% Ipeak) at 230VAC		
	MAX. No. of PSUs on 16A CIRCUIT BREAKER	4 units (circuit breaker of type B) / 7 units (circuit breaker of type C) at 230VAC		
	LEAKAGE CURRENT	0.25mA / 240VAC		
PROTECTION	OVER VOLTAGE	50.4 ~ 60V	31.5 ~ 40.5V	27.6 ~ 32.4V
		Protection type : Shut off o/p voltage, clamping by zener diode		
ENVIRONMENT	WORKING TEMP.	-30 ~ +70°C (Refer to "Derating Curve")		
	WORKING HUMIDITY	20 ~ 90% RH non-condensing		
	STORAGE TEMP., HUMIDITY	-40 ~ +80°C, 10 ~ 95% RH		
	TEMP. COEFFICIENT	±0.03%/°C (0 ~ 50°C)		
	VIBRATION	10 ~ 500Hz, 2G 10min./1cycle, period for 60min. each along X, Y, Z axes		
SAFETY & EMC	SAFETY STANDARDS	UL1310, CAN/CSA C22.2 No. 223-M91(except for LPC-35-700), BIS IS15885, IEC62368-1, EAC TP TC 004, BS EN/EN62368-1, IP67 approved;		
	WITHSTAND VOLTAGE	I/P-O/P:3KVAC		
	ISOLATION RESISTANCE	I/P-O/P:>100M Ohms / 500VDC / 25°C/ 70% RH		
	EMC EMISSION	Compliance to BS EN/EN55032 (CISPR32) Class B, BS EN/EN61000-3-2 Class A, BS EN/EN61000-3-3, EAC TP TC 020		
	EMC IMMUNITY	Compliance to BS EN/EN61000-4-2,3,4,5,6,8,11, BS EN/EN55035, light industry level, EAC TP TC 020		
OTHERS	MTBF	6050.2K hrs min. Telcordia SR-332 (Bellcore); 574.4K hrs min. MIL-HDBK-217F (25°C)		
	DIMENSION	148*40*30mm (L*W*H)		
	PACKING	0.34Kg; 40pcs/14.6Kg/0.70CUFT		

- NOTE**
1. All parameters NOT specially mentioned are measured at 230VAC input, rated load and 25°C of ambient temperature.
 2. Ripple & noise are measured at 20MHz of bandwidth by using a 12" twisted pair-wire terminated with a 0.1uf & 47uf parallel capacitor.
 3. Tolerance : includes set up tolerance, line regulation and load regulation.
 4. Derating may be needed under low input voltage. Please check the static characteristics for more details.
 5. The power supply is considered as a component that will be operated in combination with final equipment. Since EMC performance will be affected by the complete installation, the final equipment manufacturers must re-qualify EMC Directive on the complete installation again. (as available on https://www.meanwell.com/Upload/PDF/EMI_statement_en.pdf)
 6. Length of set up time is measured at first cold start. Turning ON/OFF the power supply may lead to increase of the set up time.
 7. Suitable for indoor use or outdoor use without direct sunlight exposure. Please avoid immerse in the water over 30 minute.
 8. The ambient temperature derating of 3.5°C/1000m with fanless models and of 5°C/1000m with fan models for operating altitude higher than 2000m(6500ft).
 9. For any application note and IP water proof function installation caution, please refer our user manual before using. https://www.meanwell.com/Upload/PDF/LED_EN.pdf
 10. This product is not intended for LED lighting luminaire applications in the EU and China.(In the EU and China the LPF/NPF/XLG/XLC/XLN series are recommended.)
- ※ Product Liability Disclaimer : For detailed information, please refer to <https://www.meanwell.com/serviceDisclaimer.aspx>

■ Mechanical Specification

Case No. 975A Unit:mm

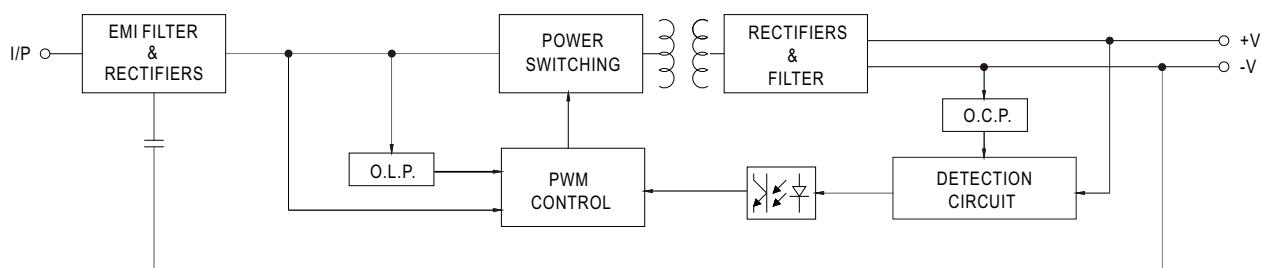


■ Recommend Mounting Direction

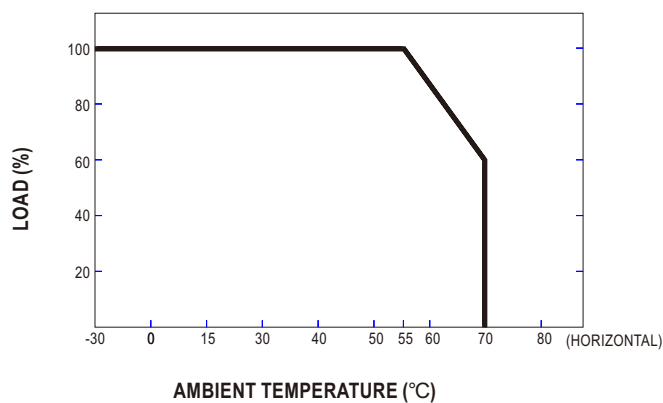


■ Block Diagram

fosc : 60KHz



Derating Curve



■ Static Characteristics

