




TE Internal #: 61280-2
Special Purpose Terminals, Button, 20 - 16 AWG Wire Size, .5 - 1.4 mm² Wire Size, Unplated Plating, Length .235 in [5.97 mm], Reel, Straight
[View on TE.com >](#)

Terminals & Splices > Special Purpose Terminals



Special Purpose Terminal Type: **Button**
Wire Size: **.5 - 1.4 mm²**
Terminal Material Thickness: **.41 mm [.016 in]**
Terminal Plating Material: **Unplated**

Features

Product Type Features

Wire Insulation Support Retention Type	Non-Insulation Support
Sealable	No

Configuration Features

Compatible With Wire & Cable Type	Discrete Wire
-----------------------------------	---------------

Contact Features

Barrel Type	Open
Special Purpose Terminal Type	Button
Terminal Plating Material	Unplated
Terminal Orientation	Straight

Mechanical Attachment

Wire Insulation Support	Without
-------------------------	---------

Dimensions

Wire Size	.5 - 1.4 mm ²
Terminal Material Thickness	.41 mm[.016 in]
Product Length	5.97 mm[.235 in]



Usage Conditions

Insulation Option	Uninsulated
-------------------	-------------

Packaging Features

Packaging Quantity	4000
Packaging Method	Reel

Product Compliance

For compliance documentation, visit the product page on [TE.com](#)>

EU RoHS Directive 2011/65/EU	Compliant
EU ELV Directive 2000/53/EC	Compliant
China RoHS 2 Directive MIIT Order No 32, 2016	No Restricted Materials Above Threshold
EU REACH Regulation (EC) No. 1907/2006	Current ECHA Candidate List: JAN 2024 (240) Candidate List Declared Against: JAN 2024 (240) Does not contain REACH SVHC
Halogen Content	Low Halogen - Br, Cl, F, I < 900 ppm per homogenous material. Also BFR/CFR/PVC Free
Solder Process Capability	Not applicable for solder process capability

Product Compliance Disclaimer

This information is provided based on reasonable inquiry of our suppliers and represents our current actual knowledge based on the information they provided. This information is subject to change. The part numbers that TE has identified as EU RoHS compliant have a maximum concentration of 0.1% by weight in homogenous materials for lead, hexavalent chromium, mercury, PBB, PBDE, DBP, BBP, DEHP, DIBP, and 0.01% for cadmium, or qualify for an exemption to these limits as defined in the Annexes of Directive 2011/65/EU (RoHS2). Finished electrical and electronic equipment products will be CE marked as required by Directive 2011/65/EU. Components may not be CE marked. Additionally, the part numbers that TE has identified as EU ELV compliant have a maximum concentration of 0.1% by weight in homogenous materials for lead, hexavalent chromium, and mercury, and 0.01% for cadmium, or qualify for an exemption to these limits as defined in the Annexes of Directive 2000/53/EC (ELV). Regarding the REACH Regulation, the information TE provides on SVHC in articles for this part number is based on the latest European Chemicals Agency (ECHA) 'Guidance on requirements for substances in articles' posted at this URL: <https://echa.europa.eu/guidance-documents/guidance-on-reach>

Compatible Parts





TE Part # 61280-1
BUTTON CONTACT 20-16 AWG BR



TE Part # 61480-2
PHASING LINE CLIP TPCUBR



TE Part # 2305570-1
Strip Terminal Cutter-Side Feed-No Crimp



TE Part # 2836855-1
OCEAN_2.0_APPLICATOR-S-110F-RSM



TE Part # 2836855-2
OCEAN_2.0_APPLICATOR-S-110F-RSA



TE Part # 7-2836855-7
OCEAN_2.0_SPARE_PART_KIT-110F

Customers Also Bought



TE Part # 770090-1
06P .093 COMM P&S PLUG HSG



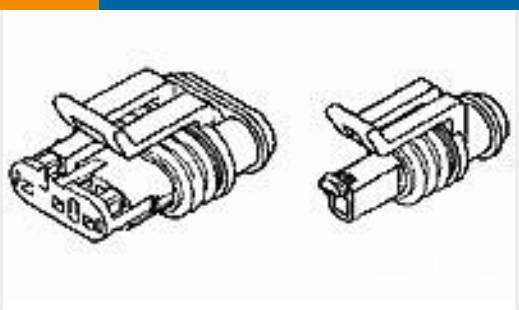
TE Part # 40725
RING 190(4.82MM)TERMINAL 18-14 AWG TPBR



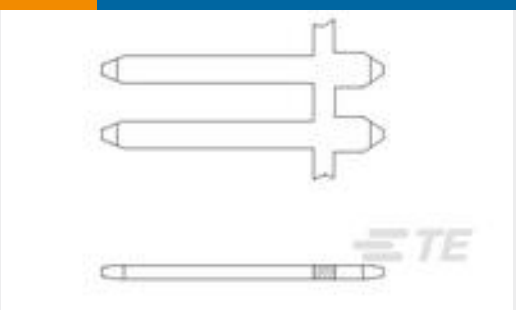
TE Part # 60991-1
110 FASTON FLAG REC 22-16 AWG BR



TE Part # 968075-2
MPQ2,8 Sn rec LL unseal. >1-2,5



TE Part # 284073-1
AMP SUPERSEAL 1.5 SERIES 3P PL



TE Part # 147506-2
MOD I POST PLTD SN



TE Part # 61904-1
GROUNDING TERMINAL 20-16 AWG SST



TE Part # 690472-2
STRIPPER



TE Part # 453807-2
CRIMPER, WIRE-.120 WIDE F



TE Part # 7-1372328-5
SPRING BOLT

Documents



Product Drawings

BUTTON CONTACT 20-16 AWG BR

English

CAD Files

3D PDF

3D

Customer View Model

ENG_CVM_CVM_61280-2_U.2d_dxf.zip

English

Customer View Model

ENG_CVM_CVM_61280-2_U.3d_igs.zip

English

Customer View Model

ENG_CVM_CVM_61280-2_U.3d_stp.zip

English

By downloading the CAD file I accept and agree to the [Terms and Conditions](#) of use.

Product Specifications

Application Specification

English

Carbon Brush Contact

English