

DO NOT
SCALE FROM
THIS PRINT

TABLE 2		
No OF POS	"A"	"B"
-025	.838 [21.27]	.788 [20.00]
-050	1.625 [41.28]	1.575 [40.01]
-075	2.413 [61.28]	2.363 [60.01]
*-100	3.200 [81.28]	3.150 [80.01]
*-125	3.988 [101.28]	3.938 [100.01]

TABLE 1	
No OF POSITIONS	COPLANARITY (INCLUDING GND PLANE)
-025 THRU -050	.0040[.102]
-075, *-100, *-125	.0060[.152]

QSS-XXX-XX-XXX-D-XXX-X-XX

No OF POSITIONS

-025, -050, -075,
*-100, *-125

*SEE NOTES 11 & 14

LEAD STYLE

-01: .1430[3.632]

PLATING SPECIFICATION

(SEE NOTES 8 & 11)

-F: 3μ" FLASH SELECTIVE GOLD IN CONTACT AREA, MATTE TIN ON TAIL (USE C-126-21-F & T-1G2-01-F) (SEE NOTE 8)

-L: 10μ" LIGHT SELECTIVE GOLD, IN CONTACT AREA, MATTE TIN ON TAIL (USE C-126-21-L & T-1G2-01-L)

-H: 30μ" HEAVY GOLD IN CONTACT AREA, 3μ" GOLD ON TAIL (USE C-126-21-H & T-1G2-01-G)

-C: 50μ" HEAVY GOLD IN CONTACT AREA, MATTE TIN ON TAIL (USE C-126-21-C & T-1G2-01-L)

-STL: 30μ" HEAVY SELECTIVE GOLD IN CONTACT AREA, TIN LEAD ON TAIL (USE C-126-21-STL & T-1G2-01-STL)

-FTL: 3μ" FLASH SELECTIVE GOLD IN CONTACT AREA, TIN LEAD ON TAIL (USE C-126-21-FTL & T-1G2-01-FTL)

ROW SPECIFICATION

-D: DOUBLE (USE QSS-25-XX-D-XX)

No OF BANKS

PACKAGING

BLANK: TRAY (SEE NOTES 15 & 16)
 -TR: TAPE & REEL (SEE NOTES 16&17)
 -FR: FULL REEL QTY TAPE & REEL (SEE NOTES 16&17)
 (-TR & -FR PACKAGING AVAILABLE FOR 75 POS MAX, 50 POS MAX FOR -GP)

PICK AND PLACE OPTION

-K: POLYIMIDE FILM PAD (USE K-DOT-.325-.450-.005) (SEE FIG 3, SHT 2)

OPTION

-A: ALIGNMENT PINS (USE QSS-25-XX-D-XX-A) (NOT AVAILABLE WITH -LC)
 -LC: LOCKING CLIPS (SEE NOTE 12) (USE LC-08-TM-01, SEE FIG 2, SHT 2) (NOT AVAILABLE WITH -A)
 -GP: GUIDE POSTS (SEE FIG 4, SHT 3) (USE QSS-25-01-D-XX-X-GP) (NOT AVAILABLE WITH -LS2)
 -LS2: LOCKING SCREW (SEE FIG 5, SHT 3) (USE QSS-25-01-D-XX-LS2) (NOT AVAILABLE WITH -GP) (FOR MATING WITH QTS-...-RA-..LS2)

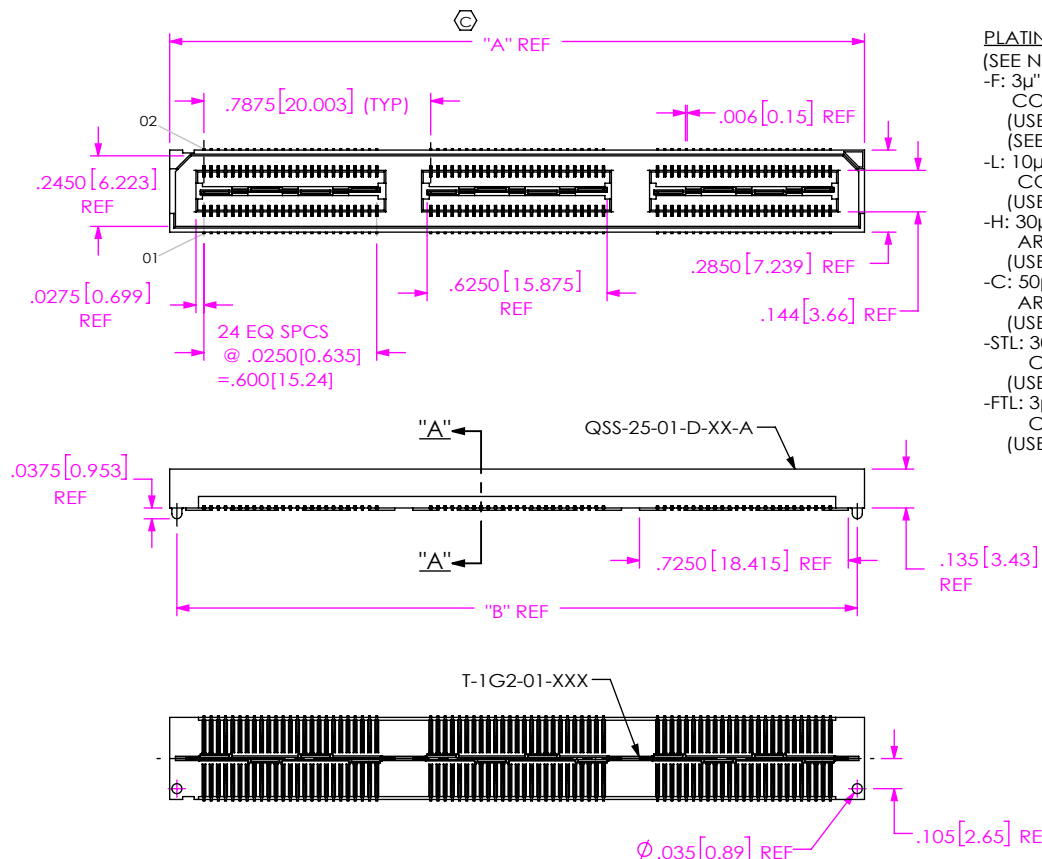
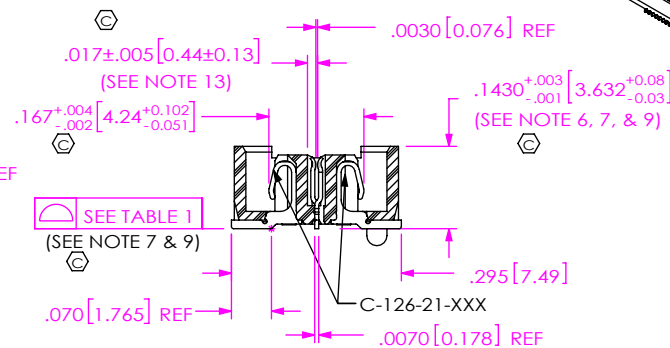


FIG 1
 -A: ALIGNMENT PIN OPTION
 (QSS-075-01-XXX-D-A SHOWN)

NOTES:

1. MINIMUM CONTACT RETENTION: 6 OZ
2. MINIMUM GROUND PLANE RETENTION: 8 OZ
3. Ⓢ REPRESENTS A CRITICAL DIMENSION.
4. PARTS ARE MOLD TO POSITION.
5. NOTE DELETED.
6. MAXIMUM VARIANCE OF .002[0.05].
7. DIMENSION APPLIES TO CONTACTS AND GROUND PLANES, INDEPENDENT OF GROUND PLANES AND CONTACTS RESPECTIVELY.
8. -L PLATING CAN BE SUBSTITUTED FOR -F PLATING.
9. GROUND PLANE PRESS HEIGHT MUST BE .003[0.08] LESS THAN THE MAX HEIGHT OR .001[0.03] GREATER THAN THE MINIMUM HEIGHT OF THE TERMINALS.
10. NOTE DELETED.
11. FOR -100 AND -125 POSITIONS USE C-269-11-X, DO NOT SUB C-126-01-X.
12. DUE TO THE HIGH AMOUNT OF INSERTION FORCE NEEDED, THE -LC OPTION IS NOT COMPATIBLE WITH AUTO PLACEMENT. SAMTEC RECOMMENDS MANUAL PLACEMENT FOR ALL ASSEMBLIES WITH THE -LC OPTION.
13. CHECK ONCE PER BANK ALTERNATING SIDES FOR MULTIPLE BANK PARTS.
14. AVAILABLE FOR EXISTING CUSTOMERS ONLY.
15. TRAYS ARE STANDARD PACKAGING.
16. ORDERS WILL BE PACKAGED ACCORDING TO THE SAMTEC PACKAGING EFFICIENCY STANDARDS (SPES) FOUND ON WWW.SAMTEC.COM.
17. ATTACH LABEL TO EACH REEL.



SECTION "A"-"A"
 SCALE 3:1

UNLESS OTHERWISE SPECIFIED,
 DIMENSIONS ARE IN INCHES[MM]

TOLERANCES ARE:

DECIMALS ANGLES
 .XX: ±.01[.3] 2°
 .XXX: ±.005[.13]
 .XXXX: ±.0020[.051]

* PROPRIETARY NOTE *

THIS DOCUMENT CONTAINS CONFIDENTIAL AND PROPRIETARY INFORMATION AND ALL DESIGN, MANUFACTURING, REPRODUCTION, USE, PATENT RIGHTS AND SALES RIGHTS ARE EXPRESSLY RESERVED BY SAMTEC, INC. THIS DOCUMENT SHALL NOT BE DISCLOSED, IN WHOLE OR PART, TO ANY UNAUTHORIZED PERSON OR ENTITY NOR REPRODUCED, TRANSFERRED OR INCORPORATED IN ANY OTHER PROJECT IN ANY MANNER WITHOUT THE EXPRESS WRITTEN CONSENT OF SAMTEC, INC.

MATERIAL: DO NOT SCALE DRAWING
 INSULATOR: LCP, UL94V-0; COLOR: BLACK
 CONTACT: PHOS BRONZE
 GROUND PLANE: PHOS BRONZE

SHEET SCALE: 1.5:1

DESCRIPTION:

samtec

520 PARK EAST BLVD, NEW ALBANY, IN 47150
 PHONE: 812-944-6733 FAX: 812-948-5047
 e-Mail: info@SAMTEC.com code 55322

DWG. NO.

QSS-XXX-XX-XXX-D-XXX-X-XX

BY: DEAN P

6/28/1999

SHEET 1 OF 3

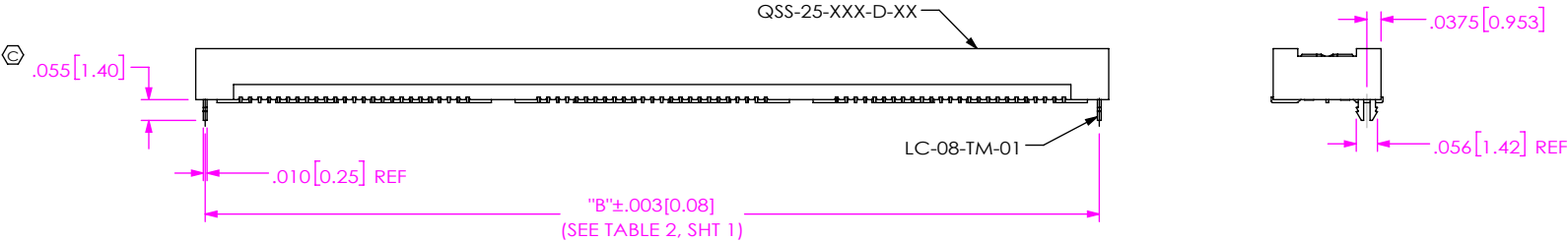


FIG 2
-LC: LOCKING CLIP OPTION
(QSS-075-01-XXX-D-LC SHOWN)
(DIFFERENT AS SHOWN, OTHERWISE SAME AS FIG 1)

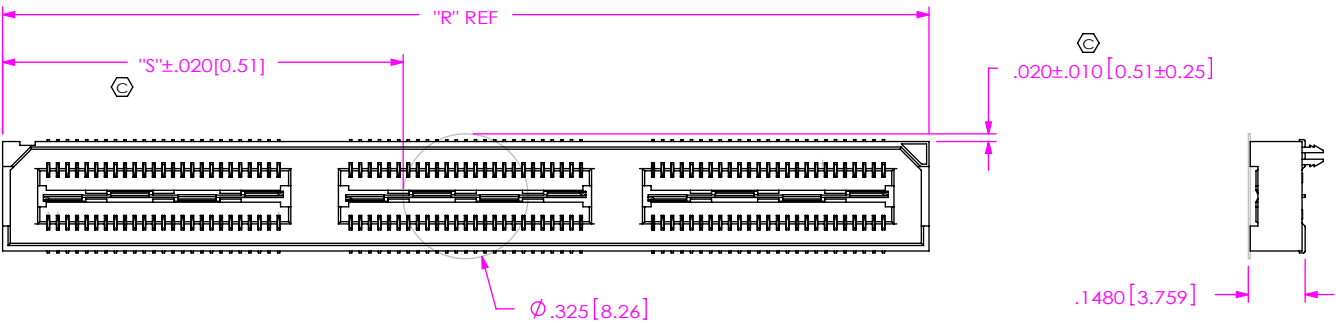


FIG 3
-K: POLYIMIDE FILM PAD
(USE K-DOT-.325-.450-.005)

TABLE 3						
No OF POS	"R"			"S"		
	-LC, -A	-GP	-LS2	-LC, -A	-GP	-LS2
-025	.838 [21.27]	1.217 [30.90]	1.338 [33.97]	.256 [6.51]	.446 [11.32]	.506 [12.86]
-050	1.625 [41.28]	2.004 [50.90]	2.125 [53.98]	.650 [16.51]	.840 [21.32]	.900 [22.86]
-075	2.413 [61.28]	2.792 [70.90]	2.913 [73.98]	1.044 [26.51]	1.233 [31.32]	1.294 [32.86]
-100	3.200 [81.28]	3.579 [90.91]	3.700 [93.98]	1.438 [36.51]	1.627 [41.33]	1.688 [42.86]
-125	3.988 [101.28]	4.367 [110.91]	4.488 [113.98]	1.831 [46.51]	2.021 [51.33]	2.081 [52.86]

• PROPRIETARY NOTE •

THIS DOCUMENT CONTAINS CONFIDENTIAL AND PROPRIETARY INFORMATION AND ALL DESIGN, MANUFACTURING, REPRODUCTION, USE, PATENT RIGHTS AND SALES RIGHTS ARE EXPRESSLY RESERVED BY SAMTEC, INC. THIS DOCUMENT SHALL NOT BE DISCLOSED, IN WHOLE OR PART, TO ANY UNAUTHORIZED PERSON OR ENTITY NOR REPRODUCED, TRANSFERRED OR INCORPORATED IN ANY OTHER PROJECT IN ANY MANNER WITHOUT THE EXPRESS WRITTEN CONSENT OF SAMTEC, INC.

520 PARK EAST BLVD, NEW ALBANY, IN 47150
PHONE: 812-944-6733 FAX: 812-948-5047
e-Mail info@SAMTEC.com code 55322

DO NOT SCALE DRAWING

SHEET SCALE: 2:1

DESCRIPTION:
.635mm DOUBLE ROW HS SOCKET ASSEMBLY

DWG. NO.
QSS-XXX-XX-XXX-D-XXX-X-XX

BY: DEAN P 6/28/1999 SHEET 2 OF 3

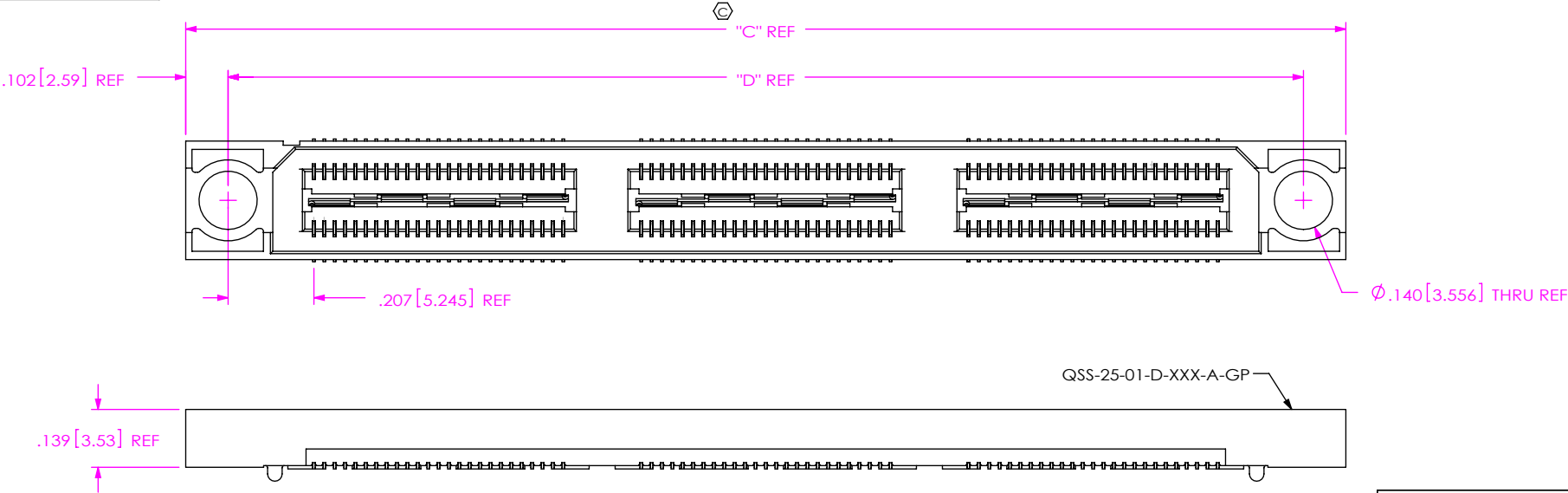


FIG 4
-GP: GUIDE POST OPTION
(QSS-075-01-XXX-D-GP SHOWN)
(DIFFERENT AS SHOWN, OTHERWISE SAME AS FIG 1)
(50 POS MAX FOR TAPE & REEL OFFERING)

TABLE 4		
POS	"C"	"D"
-025	1.217 [30.90]	1.013 [25.72]
-050	2.004 [50.90]	1.800 [45.72]
-075	2.792 [70.90]	2.588 [65.72]
-100	3.579 [90.91]	3.375 [85.73]
-125	4.367 [110.91]	4.163 [105.73]

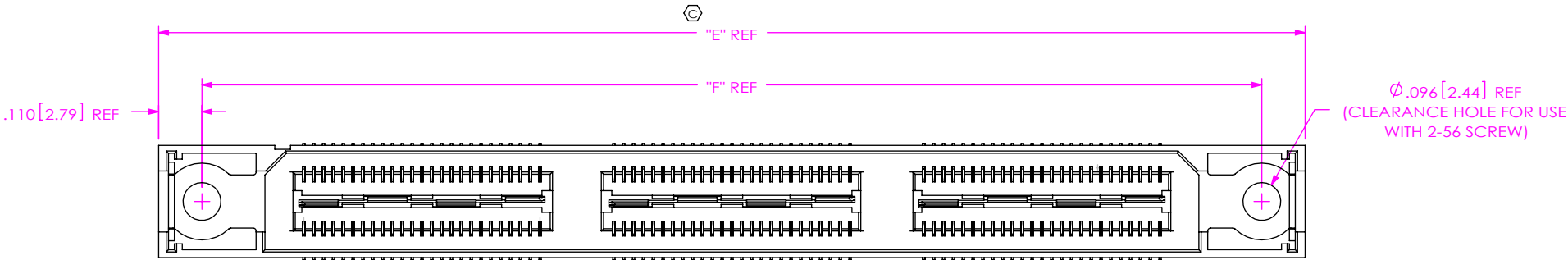


FIG 5
-LS2: LOCKING SCREW OPTION
(QSS-075-01-XXX-D-LS2 SHOWN)
(DIFFERENT AS SHOWN, OTHERWISE SAME AS FIG 1)
(NOT AVAILABLE WITH -GP OPTION)

TABLE 5		
POS	"E"	"F"
-025	1.338 [33.97]	1.118 [28.38]
-050	2.125 [53.98]	1.905 [48.39]
-075	2.913 [73.98]	2.693 [68.39]
-100	3.700 [93.98]	3.480 [88.39]
-125	4.488 [113.98]	4.268 [108.39]

PROPRIETARY NOTE

THIS DOCUMENT CONTAINS CONFIDENTIAL AND PROPRIETARY INFORMATION AND ALL DESIGN, MANUFACTURING, REPRODUCTION, USE, PATENT RIGHTS AND SALES RIGHTS ARE EXPRESSLY RESERVED BY SAMTEC, INC. THIS DOCUMENT SHALL NOT BE DISCLOSED, IN WHOLE OR PART, TO ANY UNAUTHORIZED PERSON OR ENTITY NOR REPRODUCED, TRANSFERRED OR INCORPORATED IN ANY OTHER PROJECT IN ANY MANNER WITHOUT THE EXPRESS WRITTEN CONSENT OF SAMTEC, INC.

DO NOT SCALE DRAWING

SHEET SCALE: 2.5:1

DESCRIPTION:
.635mm DOUBLE ROW HS SOCKET ASSEMBLY
DWG. NO. **QSS-XXX-XX-XXX-D-XXX-X-XX**
BY: DEAN P 6/28/1999 SHEET 3 OF 3

samtec

520 PARK EAST BLVD, NEW ALBANY, IN 47150
PHONE: 812-944-6733 FAX: 812-948-5047
e-Mail info@SAMTEC.com code 55322