samtec

FLEX X Y Z ™



Through T/H Hole

2mm ELEVATED SOCKET ESQT SERIES

SPECIFICATIONS

For complete specifications see www.samtec.com?ESQT

Insulator Material: Black Liquid Crystal Polymer

FILE NO. E111594

Contact Material: Phosphor Bronze

Plating: Sn or Au over 50µ" (1,27µm) Ni

Current Rating: 3A @ 80°C ambient

Operating Temp Range: -55°C to +125°C

Contact Resistance: 10 mΩ max

Insertion Depth: (2,62mm) .103" to (5,03mm) .198" with (0,38mm) .015" wipe

Max Cycles: 100 with 10µ" (0,25µm) Au

Insertion Force: (Single contact only) 4oz (1,11N) avg.

Withdrawal Force: (Single contact only) 3oz (0,83N) avg.

RoHS Compliant: Yes

Processing:

Max Processing Temp: 230°C for 60 seconds, or 260°C for 20 seconds 3x for -S, -D & -Q (230°C for 60 seconds only for -T, -5 & -6)

Lead–Free Solderable: Yes, for -S, -D & -Q (Wave only for -T, -5 & -6)

Mates with: TMMH, TMM, MTMM, MMT, TW, LTMM, ZLTMM, ESQT, TCMD

AMBIENT TEMP	CURRENT RATING
20°C	5.5A
40°C	5A
60°C	4A
80°C	3A

TIGER BUY CONTACT

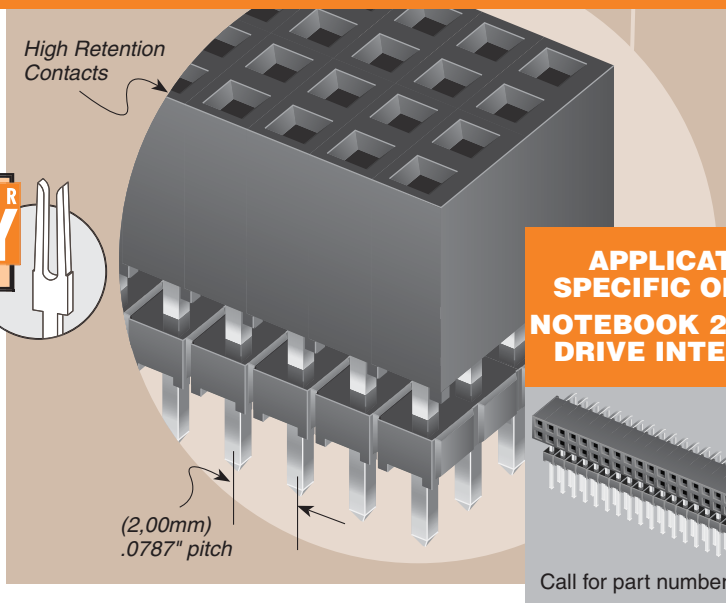

Note: This Series is non-standard, non-returnable.

APPLICATION SPECIFIC OPTION: NOTEBOOK 2.5" DISK DRIVE INTERFACE



Call for part number.

ESQT	-	1	NO. PINS PER ROW	-	LEAD STYLE	-	PLATING OPTION	-	ROW OPTION	-	BODY HEIGHT	-	OTHER OPTION
			02 thru 50		Specify LEAD STYLE from chart		–G = 20µ" (0,51µm) Gold (Recommended for self-nesting) –M = 20µ" (0,51µm) Gold on contact, Matte Tin on tail –L = 10µ" (0,25µm) Gold on contact, Matte Tin on tail –F = Gold flash on contact, Matte Tin on tail		–S = Single Row –D = Double Row –T = Triple Row –Q = Quad Row –5 = Five Row –6 = Six Row		–"XXX" = Body Height (in inches) (7,87mm) .310" minimum for –S, –D, –Q (9,53mm) .375" minimum for –T, –5, –6		–"XXX" = Polarized Position (Indicate position number)

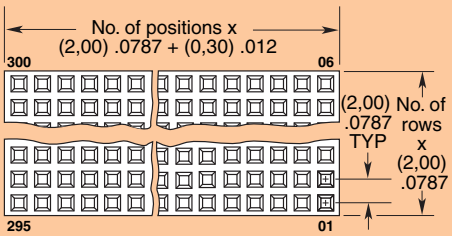

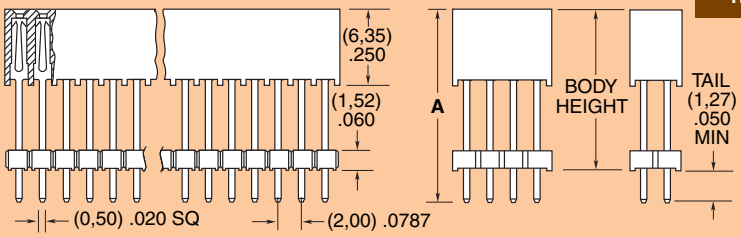

LEAD STYLE	A	MAX TAIL	MAX BODY HEIGHT
–02	(21,59) .850	(13,72) .540	(20,32) .800
–03	(11,63) .458	(3,76) .148	(10,36) .408

ALSO AVAILABLE

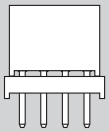

Paste In Hole (PIH) processing. Contact Samtec ASP Group.

(Not recommended for stack through applications)

Also Available

Surface Mount See SQW and TLE Series.

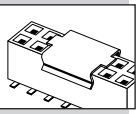

Low Profile See CLT Series.

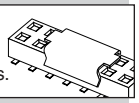

High Reliability See SMM Series.

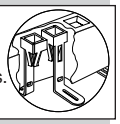

Right Angle See SQW Series.

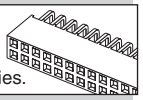

PC104+ Sockets See ESQT-368 and PTHF Series.

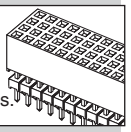

Due to technical progress, all designs, specifications and components are subject to change without notice.

SAMTEC USA • Tel: 1-800-SAMTEC-9 or 812-944-6733 • Fax: 812-948-5047 **SAMTEC SILICON VALLEY** • Tel: 408-395-5900 • Fax: 408-395-1520 **SAMTEC UK** • Tel: 01236 739292 • Fax: 01236 727113
SAMTEC GERMANY • Tel: +49 (0) 89 / 89460-0 • Fax: +49 (0) 89 / 89460-299 **SAMTEC FRANCE** • Tel: 01 60 95 06 60 • Fax: 01 60 95 06 61 **SAMTEC ITALY** • Tel: 39 039 6890337 • Fax: 39 039 6890315
SAMTEC NORDIC/BALTIC • Tel: +46-84477280 • Fax: +46-87420413 **SAMTEC ISRAEL** • Tel: 972-3-7526600 • Fax: 972-3-7526690 **SAMTEC INDIA** • Tel: +91-80-3272 1612 • Fax: +91-80-4152 8187
SAMTEC ASIA PACIFIC • Tel: 65 6745-5955 • Fax: 65 6841-1502 **SAMTEC JAPAN** • Tel: 045-475-1385 • Fax: 045-475-1340 **SAMTEC CHINA** • Tel: 86-21-61103766 • Fax: 86-21-5423 4575 **SAMTEC TAIWAN** • Tel: 886-2-2735-6109 • Fax: 886-2-2735-5036
SAMTEC HONG KONG • Tel: 852-26904858 • Fax: 852-26904842 **SAMTEC KOREA** • Tel: 82-31-717-5685 • Fax: 82-31-717-5681 **SAMTEC SOUTH AFRICA** • Tel: 27 11 454 4317 • Fax: 27 86 6714432 **SAMTEC ANZ** • Tel: 613 9512 7747 • Fax: 613 9512 7745