


## High Temperature (230 °C) Zero Ohm Jumper SMD Thin Film Chip Resistor (Strap)



### LINKS TO ADDITIONAL RESOURCES



More and more, customers use SMD straps (0 Ω) to able or disable a function on their PCB. Vishay Sfernice offers straps in a wide range of standard dimensions: From 02016 to 2512. For applications requiring high temperature withstanding (up to 230 °C).

### FEATURES

- Zero Ohm jumper
- SMD wraparound
- Sizes available: 02016 to 2512
- Thin film technology
- Terminations: gold or tin / silver
- Resistance value < 30 mΩ
- Maximum current through resistor:  
0.5 A to 6.3 A
- Temperature range: -55 °C to +230 °C
- Material categorization: for definitions of compliance please see [www.vishay.com/doc?99912](http://www.vishay.com/doc?99912)



**RoHS**  
COMPLIANT

HALOGEN  
**FREE**  
Available

**GREEN**  
(5-2008)  
Available

STANDARD ELECTRICAL SPECIFICATIONS				
MODEL	SIZE	RESISTANCE RANGE Ω	RATED POWER W AT 215°C	MAXIMUM CURRENT A AT 215°C
PZHT02016	02016	0 (max. 0.02)	0.002	0.28
PZHT0402	0402	0 (max. 0.02)	0.004	0.4
PZHT0603	0603	0 (max. 0.02)	0.008	0.56
PZHT0805	0805	0 (max. 0.02)	0.015	0.77
PZHT1206	1206	0 (max. 0.025)	0.025	1
PZHT2010	2010	0 (max. 0.025)	0.08	1.78
PZHT2512	2512	0 (max. 0.025)	0.1	2

CLIMATIC SPECIFICATIONS	
Operating temperature range	-55 °C; +215 °C
Storage temperature range	-55 °C; +230 °C

MECHANICAL SPECIFICATIONS	
Substrate	Alumina
Technology	Thin film
Film	Au or SnAg over nickel barrier
Terminations <sup>(1)</sup>	<b>G type:</b> Au for HMP (high melting point) reflow process over nickel barrier <b>M type:</b> Au one face with active face down in tape and reel <b>N type:</b> SnAg for solder reflow over nickel barrier <b>F type:</b> SnAg one face

**Note**

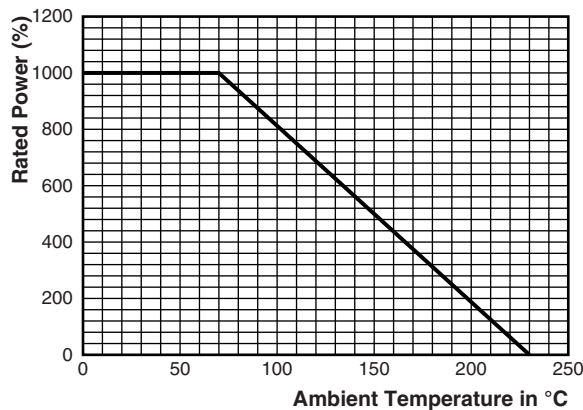
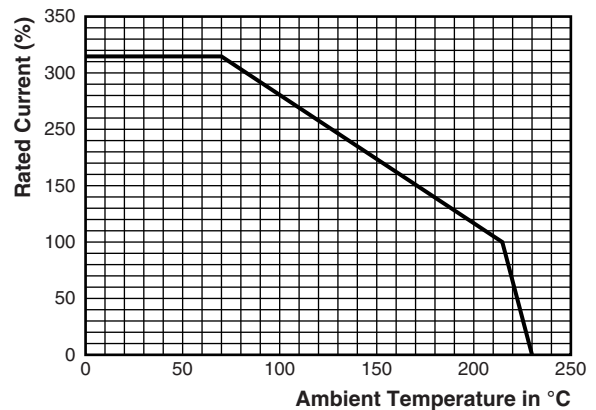
<sup>(1)</sup> SnAg for temperatures up to 200 °C - Au for temperatures up to 230 °C

**DIMENSIONS** in millimeters

One Face Termination PZHT02016 to PZHT2512		Wraparound Terminations PZHT0402 to PZHT2512						
Side View	Active Face View	Side View	Bottom View					
TERMINATIONS	One face	Wraparound	One face	Wraparound	One face	Wraparound	One face	Wraparound
MODEL	L		W		H		D	
PZHT02016	0.48 (± 0.1)	n/a	0.39 (± 0.1)	n/a	0.42 ± 0.07		n/a	
PZHT0402	1 ± 0.152		0.6 ± 0.127		0.5 ± 0.127		n/a	0.25 ± 0.1
PZHT0603	1.52 ± 0.152		0.85 ± 0.127		0.5 ± 0.127		n/a	0.38 ± 0.13
PZHT0805	1.91 ± 0.152		1.27 ± 0.127		0.5 ± 0.127		n/a	0.38 ± 0.13
PZHT1206	3.06 ± 0.152		1.6 ± 0.127		0.5 ± 0.127		n/a	0.40 ± 0.13
PZHT2010	5.08 ± 0.152		2.54 ± 0.127		0.5 ± 0.127		n/a	0.48 ± 0.13
PZHT2512	6.35 ± 0.152		3.3 ± 0.127		0.5 ± 0.127		n/a	0.48 ± 0.13

**SUGGESTED LAND PATTERN** in millimeters

One face		Wraparound		One face		Wraparound	
MODEL	Z <sub>max.</sub>		G <sub>min.</sub>		X <sub>max.</sub>		
PZHT02016	0.55	n/a	0.15	n/a	0.50	n/a	
PZHT0402	1.15	1.55	0.15		0.73		
PZHT0603	1.67	2.37	0.35		0.98		
PZHT0805	2.06	2.76	0.74		1.40		
PZHT1206	3.21	3.91	1.85		1.73		
PZHT2010	5.23	5.93	3.71		2.67		
PZHT2512	6.5	7.20	4.91		3.32		

**POWER DERATING CURVE**

**CURRENT DERATED CURVE**




PACKAGING

Antistatic packaging: waffle pack or paper tape or low conductivity plastic tape. PZHT02016 only available in plastic tape.

Table with columns: SIZE, MOQ, NUMBER OF PIECES PER PACKAGE (WAFFLE PACK 2" x 2", TAPE AND REEL MIN., MAX.), TAPE WIDTH. Rows include sizes 02016, 0402, 0603, 0805, 1206, 2010, 2512.

PACKAGING RULES

Waffle Pack

Can be filled up to maximum quantity indicated in the table here above, taking into account the minimum order quantity. When quantity ordered exceeds maximum quantity of a single waffle pack, the waffle packs are stacked up on the top of each other and closed by one single cover. To get "not stacked up" waffle pack in case of ordered quantity > maximum number of pieces per package: Please consult Vishay Sfernice for specific ordering code.

Tape and Reel

Can be filled up to maximum quantity indicated in the table here above, taking into account the minimum order quantity. When quantity ordered is between the MOQ and the maximum reel capacity, only one reel is provided. When several reels are needed for ordered quantity within MOQ and maximum reel capacity: Please consult Vishay Sfernice for specific ordering code.

Parts are packed: active face down.

GLOBAL PART NUMBER INFORMATION. Global Part Numbering: PZHT1206-0R00NT. Includes a diagram mapping part number digits to fields: GLOBAL MODEL (PZHT), SIZE (02016, 0402, 0603, 0805, 1206, 2010, 2512), OHMIC VALUE (0 Ω), TERMINATION (M, F, N, G), and PACKAGING.

Notes

- (1) PZHT02016: one face termination only
(2) P and G: for temperatures up to 230 °C
F and N: for temperatures up to 200 °C

CODIFICATION OF PACKAGING table with columns: CODE 18, PACKAGING. Rows include WAFFLE PACK (W, WA), PLASTIC TAPE (T, TA, TB, TC, TD, TE, TF), and PAPER TAPE (PT, PA, PB, PC, PD, PE, PF).



## Disclaimer

ALL PRODUCT, PRODUCT SPECIFICATIONS AND DATA ARE SUBJECT TO CHANGE WITHOUT NOTICE TO IMPROVE RELIABILITY, FUNCTION OR DESIGN OR OTHERWISE.

Vishay Intertechnology, Inc., its affiliates, agents, and employees, and all persons acting on its or their behalf (collectively, "Vishay"), disclaim any and all liability for any errors, inaccuracies or incompleteness contained in any datasheet or in any other disclosure relating to any product.

Vishay makes no warranty, representation or guarantee regarding the suitability of the products for any particular purpose or the continuing production of any product. To the maximum extent permitted by applicable law, Vishay disclaims (i) any and all liability arising out of the application or use of any product, (ii) any and all liability, including without limitation special, consequential or incidental damages, and (iii) any and all implied warranties, including warranties of fitness for particular purpose, non-infringement and merchantability.

Statements regarding the suitability of products for certain types of applications are based on Vishay's knowledge of typical requirements that are often placed on Vishay products in generic applications. Such statements are not binding statements about the suitability of products for a particular application. It is the customer's responsibility to validate that a particular product with the properties described in the product specification is suitable for use in a particular application. Parameters provided in datasheets and / or specifications may vary in different applications and performance may vary over time. All operating parameters, including typical parameters, must be validated for each customer application by the customer's technical experts. Product specifications do not expand or otherwise modify Vishay's terms and conditions of purchase, including but not limited to the warranty expressed therein.

Hyperlinks included in this datasheet may direct users to third-party websites. These links are provided as a convenience and for informational purposes only. Inclusion of these hyperlinks does not constitute an endorsement or an approval by Vishay of any of the products, services or opinions of the corporation, organization or individual associated with the third-party website. Vishay disclaims any and all liability and bears no responsibility for the accuracy, legality or content of the third-party website or for that of subsequent links.

Vishay products are not designed for use in life-saving or life-sustaining applications or any application in which the failure of the Vishay product could result in personal injury or death unless specifically qualified in writing by Vishay. Customers using or selling Vishay products not expressly indicated for use in such applications do so at their own risk. Please contact authorized Vishay personnel to obtain written terms and conditions regarding products designed for such applications.

No license, express or implied, by estoppel or otherwise, to any intellectual property rights is granted by this document or by any conduct of Vishay. Product names and markings noted herein may be trademarks of their respective owners.